



MSA FORMULA FORD CHAMPIONSHIP OF GB

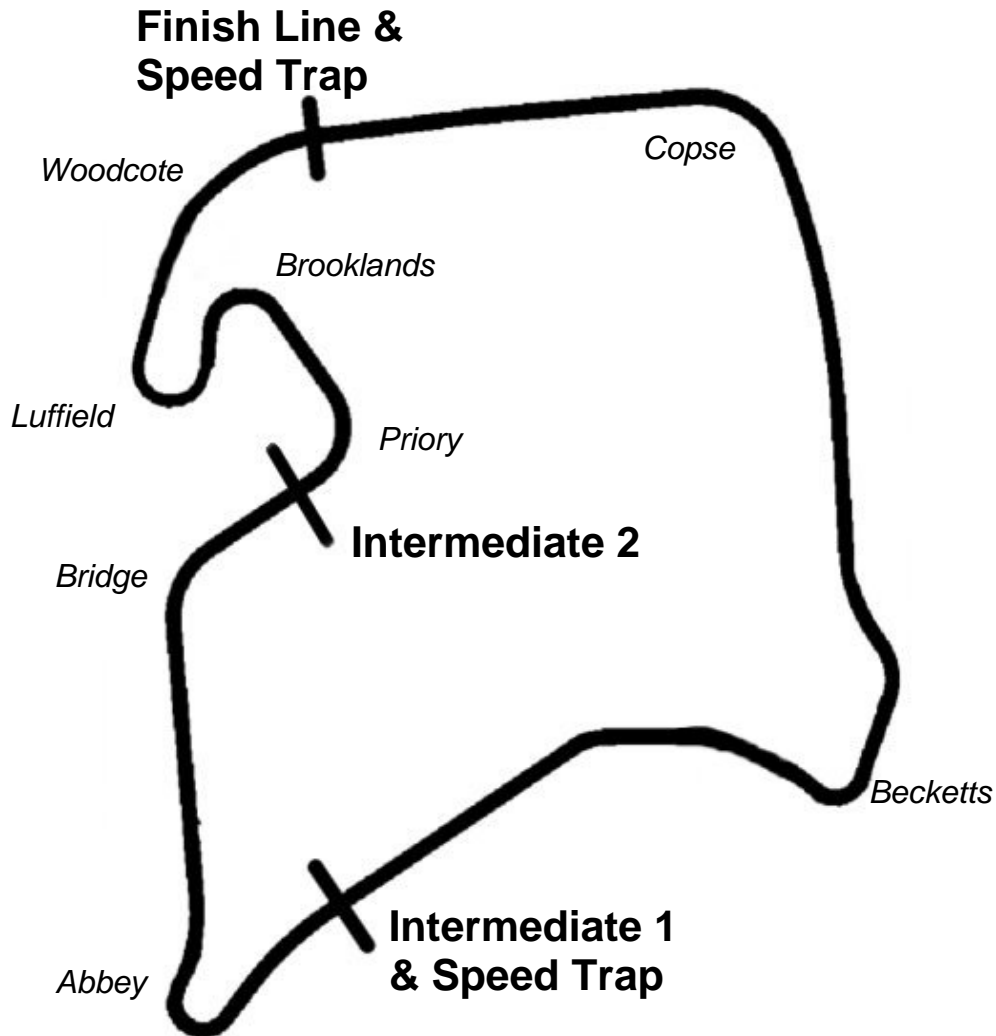
Round 16, 17 & 18
Silverstone International

15th & 16th August 2009



Results Provided by Timing Solutions Ltd
www.tsl-timing.com

SILVERSTONE INTERNATIONAL



Circuit Length: 2.249 miles / 3619.4 metres
Intermediate 1: 1780 metres
Intermediate 2: 2583 metres
Pit In: 3581 metres
Pit Out: 305 metres after Finish Line
Pit In – Pit Out: 335 metres, @ 60 kph = 20.1 seconds, @ 80 kph = 15.1 seconds

MSA Formula Ford Championship of Great Britain

QUALIFYING - RACE 1 - ROUND 16 - CLASSIFICATION - AMENDED

POS	NO	CL	DRIVER / TEAM	CAR	TIME	ON	LAPS	GAP	DIFF	MPH
1	12	C	Daniel ERICKSON (AUS) Kevin Mills Racing	SPECTRUM 011C	1:24.228	3	9			96.12
2	21	C	Josef NEWGARDEN (USA) JTR/Robo-Pong	Mygale SJ09	1:24.444	3	7	0.216	0.216	95.87
3	4	C	Patrick MCKENNA (IRL) Jamun Racing	Mygale 09	1:24.500	6	8	0.272	0.056	95.81
4	6	C	Ben BARKER (GBR) Fluid Motorsport	Van Diemen 08	1:24.534	3	11	0.306	0.034	95.77
5	7	C	Garry FINDLAY (GBR) Fluid Motorsport	Van Diemen 09	1:24.610	6	12	0.382	0.076	95.69
6	99	C	Chrissy PALMER (GBR) Jamun Racing/Sterling Motorsport	Mygale 09	1:24.647	5	12	0.419	0.037	95.64
7	10	C	Alex JONES (GBR) Kevin Mills Racing	SPECTRUM 011C	1:24.726	3	5	0.498	0.079	95.55
8	30	S	Josh BENSON (GBR) GV Racing	Mygale SJ08	1:24.754	4	13	0.526	0.028	95.52
9	11	S	Daniel CAMMISH (GBR) Kevin Mills Racing	SPECTRUM 011C	1:24.756	2	8	0.528	0.002	95.52
10	16	C	Jordi CUNILL (ESP) GV Racing	Mygale SJ08	1:24.780	5	13	0.552	0.024	95.49
11	17	C	Liroy STUART (NED) JTR	Mygale SJ09	1:24.799	4	9	0.571	0.019	95.47
12	88	C	Rogier DE WIT (NED) Getem Racing	Mygale 07	1:24.857	5	10	0.629	0.058	95.41
13	2	C	James COLE (GBR) Jamun Racing	Mygale 09	1:24.887	2	11	0.659	0.030	95.37
14	3	C	Josh HILL (GBR) Jamun Racing	Mygale 09	1:25.090	8	14	0.862	0.203	95.15
15	5	S	Fabio GAMBERINI (BRA) Fluid Motorsport	Van Diemen 08	1:25.177	4	13	0.949	0.087	95.05
16	19	S	Dan DE ZILLE (JEY) Minister International/Norwichhealthshop	Mygale SJ08/21	1:25.710	3	12	1.482	0.533	94.46
17	28	S	Kieran VERNON (GBR) Wrensport	Spirit WL06	1:26.004	4	12	1.776	0.294	94.13
18	14	S	Zaamin JAFFER (IND) Raysport/Circuit Design	Ray GR 08	1:26.186	10	13	1.958	0.182	93.94
19	77	C	Antti BURI (FIN) LMS Racing OY/Formula Spares	MTEC FD 09	1:26.679	7	12	2.451	0.493	93.40
20	15	S	Tristan MINGAY (GBR) Raysport	Ray GR 08	1:27.212	5	12	2.984	0.533	92.83
21	44	S	Mark HARPER (GBR) InterMotorsport	Van Diemen 07	1:28.084	12	13	3.856	0.872	91.91

Weather / Track : Cloudy / Dry

These results are provisional until the conclusion of any judicial and technical matters.

Silverstone International
Circuit Length = 2.2490 miles
Start: 10:50 End: 11:12

Clerk of Course :		Timekeeper :
-------------------	--	--------------

MSA Formula Ford Championship of Great Britain
QUALIFYING - RACE 1 - ROUND 16 - SECTOR ANALYSIS

2	James COLE					C Jamun Racing									
1-	39.810	91.1	22.011	97.3	28.196	126.1	1:30.017	7-	41.999	83.9	24.006	86.4	In	1:43.728 P	
2-	36.843	131.1	20.464	104.9	27.580	126.6	1:24.887	8-	Out	130.8	20.420	103.2	28.083	125.7	3:10.689
3-	36.723	132.6	20.218	105.5	28.137	126.6	1:25.078	9-	37.050	131.3	20.343	103.7	27.808	125.9	1:25.201
4-	36.668	132.4	20.265	103.6	27.992	127.1	1:24.925	10-	37.128	131.6	20.360	102.5	27.938	126.1	1:25.426
5-	36.792	132.6	20.410	105.7	28.256	126.1	1:25.458	11-	43.913	97.5	23.630	83.5	In		1:49.219 P
6-	36.861	131.3	20.200	101.5	28.102	125.9	1:25.163								
3	Josh HILL					C Jamun Racing									
1-	39.638	86.4	21.844	95.1	28.745	123.4	1:30.227	8-	36.884	129.3	20.345	106.4	27.861	124.5	1:25.090
2-	37.254	130.3	20.553	105.4	28.572	126.1	1:26.379	9-	37.490	129.1	20.308	103.4	28.107	124.5	1:25.905
3-	36.837	132.9	20.271	106.7	28.265	124.3	1:25.373	10-	37.079	129.6	20.319	104.9	28.107	124.0	1:25.505
4-	36.726	130.8	21.541	88.9	28.561	124.5	1:26.828	11-	36.952	129.1	20.402	103.7	28.049	124.0	1:25.403
5-	36.963	129.8	20.444	103.9	27.853	126.9	1:25.260	12-	36.769	129.6	20.444	103.4	28.029	124.5	1:25.242
6-	37.096	130.3	20.285	105.2	28.053	124.3	1:25.434	13-	37.494	128.6	20.412	105.8	28.039	124.0	1:25.945
7-	36.977	131.1	20.384	101.5	27.951	124.0	1:25.312	14-	36.915	129.3	20.298	104.0	28.007	125.9	1:25.220
4	Patrick MCKENNA					C Jamun Racing									
1-	41.498	125.9	21.973	94.8	28.251	126.4	1:31.722	5-	36.525	135.0	20.233	103.1	27.952	126.1	1:24.710
2-	38.581	132.4	20.893	103.7	27.916	126.4	1:27.390	6-	36.559	132.9	20.212	106.2	27.729	126.4	1:24.500
3-	36.719	133.2	20.145	104.4	27.944	127.3	1:24.808	7-	36.722	132.9	20.213	104.5	29.459	113.0	1:26.394
4-	36.654	134.2	20.077	106.5	27.807	126.6	1:24.538	8-	44.098	99.0	24.491	89.8	In		1:45.192 P
5	Fabio GAMBERINI					S Fluid Motorsport									
1-	40.113	121.4	21.244	97.5	29.444	126.4	1:30.801	8-	Out	114.3	21.533	100.9	27.882	126.4	2:50.666
2-	37.009	133.9	20.488	103.7	28.308	127.1	1:25.805	9-	36.837	133.9	20.581	101.2	27.797	125.9	1:25.215
3-	36.802	133.7	20.353	102.9	29.102	123.8	1:26.257	10-	36.840	133.9	20.604	104.0	27.918	124.3	1:25.362
4-	36.993	130.8	20.370	104.7	27.814	124.0	1:25.177	11-	37.429	130.1	20.386	101.7	27.932	125.0	1:25.747
5-	36.995	130.6	20.437	104.5	27.830	125.0	1:25.262	12-	37.053	130.1	20.712	100.3	27.837	124.0	1:25.602
6-	37.015	131.3	20.464	104.7	27.885	124.0	1:25.364	13-	37.263	128.8	20.588	101.2	28.041	124.0	1:25.892
7-	37.034	130.6	20.475	101.5	In		1:32.182 P								
6	Ben BARKER					C Fluid Motorsport									
1-	40.243	116.7	21.658	95.5	29.329	125.2	1:31.230	7-	36.808	133.9	20.281	106.5	27.818	125.0	1:24.907
2-	36.884	133.9	20.889	98.8	28.268	125.7	1:26.041	8-	36.808	130.3	20.405	107.5	27.651	125.0	1:24.864
3-	36.473	134.2	20.269	105.7	27.792	127.1	1:24.534	9-	36.795	131.1	20.775	104.5	27.952	125.4	1:25.522
4-	46.320	125.7	20.701	99.9	27.933	125.0	1:34.954	10-	37.048	129.8	20.449	105.5	27.923	125.0	1:25.420
5-	36.842	131.1	20.383	104.7	27.731	125.9	1:24.956	11-	36.956	131.6	20.410	107.0	In		1:31.812 P
6-	36.816	131.6	20.285	106.0	27.745	126.6	1:24.846								
7	Garry FINDLAY					C Fluid Motorsport									
1-	39.473	122.9	21.754	86.6	28.665	128.3	1:29.892	7-	36.469	134.5	20.350	106.4	28.162	123.8	1:24.981
2-	36.973	134.2	20.291	106.7	27.647	127.1	1:24.911	8-	42.237	107.2	21.292	106.9	27.849	124.7	1:31.378
3-	36.429	135.6	20.191	109.1	29.003	125.2	1:25.623	9-	36.754	129.8	20.482	101.4	27.912	125.2	1:25.148
4-	36.818	130.3	20.152	107.5	27.767	124.0	1:24.737	10-	36.921	130.1	20.238	108.9	27.915	125.7	1:25.074
5-	36.752	131.1	20.160	110.6	28.795	126.9	1:25.707	11-	36.741	130.3	20.306	109.5	28.242	124.0	1:25.289
6-	36.370	134.5	20.495	105.8	27.745	126.1	1:24.610	12-	43.078	73.7	28.572	78.2	In		1:51.337 P
10	Alex JONES					C Kevin Mills Racing									
1-	40.022	100.0	25.004	90.6	28.592	126.1	1:33.618	4-	36.779	130.1	20.137	104.5	27.835		1:24.751
2-	37.135	130.3	20.379	105.8	27.646		1:25.160	5-	36.966	129.8	20.349	106.2	In		1:34.491 P
3-	36.718	130.8	20.311	103.2	27.697		1:24.726								
11	Daniel CAMMISH					S Kevin Mills Racing									
1-	41.677	125.9	22.463	92.3	28.662	126.4	1:32.802	5-	37.003	131.1	20.206	108.8	27.956	125.7	1:25.165
2-	36.935	131.8	19.978	106.7	27.843	125.4	1:24.756	6-	36.765	133.9	20.301	104.4	28.070	124.5	1:25.136
3-	36.571	132.4	20.011	109.1	38.824	124.7	1:35.406	7-	37.020	130.8	20.286	106.7	31.448	123.4	1:28.754
4-	36.985	130.6	20.294	106.5	27.919	124.3	1:25.198	8-	41.784	94.0	24.855	86.0	In		1:43.020 P
12	Daniel ERICKSON					C Kevin Mills Racing									
1-	41.377	92.6	25.283	81.9	28.778	127.6	1:35.438	6-	36.864	130.8	20.013	108.1	27.811	126.9	1:24.688
2-	36.729	132.6	20.293	105.5	27.648	129.1	1:24.670	7-	36.714	131.1	20.219	109.3	In		1:33.341 P
3-	36.479	133.4	20.220	106.4	27.529	125.4	1:24.228	8-	Out	124.7	21.041	107.4	28.272	125.4	5:07.144

Silverstone International
Circuit Length = 2.2490 miles
Start: 10:50 End: 11:12

Weather / Track : Cloudy / Dry

MSA Formula Ford Championship of Great Britain
QUALIFYING - RACE 1 - ROUND 16 - SECTOR ANALYSIS

4 -	36.896	130.1	20.138	108.8	27.988	125.4	1:25.022	9 -	36.961	130.8	22.480	93.5	ln	1:38.854 P	
5 -	41.980	92.1	21.346	103.4	28.688	125.0	1:32.014								
14	Zaamin JAFFER S Raysport/Circuit Design														
1 -	41.538	123.8	22.505	86.6	29.993	125.9	1:34.036	8 -	37.702	128.8	20.937	104.9	28.543	123.1	1:27.182
2 -	37.627	130.6	20.623	105.0	28.356	125.7	1:26.606	9 -	37.792	129.1	20.587	106.4	28.328	123.4	1:26.707
3 -	37.617	130.1	20.725	105.8	28.264	125.0	1:26.606	10 -	37.523	129.1	20.509	106.9	28.154	122.7	1:26.186
4 -	37.756	129.6	20.782	106.0	28.257	123.8	1:26.795	11 -	37.860	129.1	20.636	107.7	28.967	123.8	1:27.463
5 -	37.930	122.9	20.984	103.2	28.226	126.1	1:27.140	12 -	37.848	128.8	21.083	104.4	28.615	123.1	1:27.546
6 -	37.321	131.1	20.766	105.7	28.759	125.7	1:26.846	13 -	37.916	127.3	20.693	105.7	28.267	124.3	1:26.876
7 -	37.337	119.8	20.808	106.4	28.593	124.3	1:26.738								
15	Tristan MINGAY S Raysport														
1 -	41.996	91.9	24.193	89.6	29.600	120.7	1:35.789	7 -	38.118	128.3	21.181	104.7	29.282	122.2	1:28.581
2 -	38.913	127.3	21.641	94.0	28.490	123.4	1:29.044	8 -	38.179	127.8	21.370	100.3	28.705	122.7	1:28.254
3 -	38.157	131.3	21.295	95.6	28.455	123.6	1:27.907	9 -	38.244	126.1	21.209	101.5	28.729	122.2	1:28.182
4 -	38.293	128.1	20.690	103.7	28.833	122.0	1:27.816	10 -	38.103	128.1	21.413	97.8	ln		1:38.762 P
5 -	37.545	128.1	21.054	97.8	28.613	123.6	1:27.212	11 -	Out	127.8	21.927	102.5	29.013	121.8	3:20.054
6 -	37.927	127.6	21.089	101.5	28.642	122.5	1:27.658	12 -	38.374	126.9	21.489	102.8	29.144	122.9	1:29.007
16	Jordi CUNILL C GV Racing														
1 -	48.231	53.3	46.636	62.1	33.093	120.5	2:07.960	8 -	37.191	113.6	21.236	105.0	27.890	126.1	1:26.317
2 -	38.676	95.6	21.055	102.1	27.900	125.7	1:27.631	9 -	36.593	133.4	20.442	105.4	27.983	125.0	1:25.018
3 -	36.575	134.8	20.904	103.6	27.673	125.2	1:25.152	10 -	37.830	101.5	21.899	104.9	28.207	125.2	1:27.936
4 -	37.580	95.7	20.668	105.2	27.734	126.1	1:25.982	11 -	36.619	132.4	20.253	107.7	28.367	125.0	1:25.239
5 -	36.499	133.4	20.306	106.9	27.975	125.0	1:24.780	12 -	36.998	131.8	20.537	103.2	28.151	125.0	1:25.686
6 -	37.487	98.1	20.836	101.7	27.911	125.9	1:26.234	13 -	39.511	108.1	22.547	96.6	ln		1:36.729 P
7 -	36.633	133.7	20.404	106.7	27.972	124.5	1:25.009								
17	Leroy STUART C JTR														
1 -	39.488	76.8	24.078	102.1	27.879	126.4	1:31.445	6 -	37.278	130.1	21.178	99.9	29.497	125.4	1:27.953
2 -	36.860	132.6	20.343	106.7	27.734	127.6	1:24.937	7 -	36.819	133.4	20.418	103.6	27.928	126.1	1:25.165
3 -	36.519	136.4	20.406	106.0	28.246	126.6	1:25.171	8 -	36.609	133.7	20.339	102.6	27.995	126.4	1:24.943
4 -	36.598	135.8	20.540	102.3	27.661	125.7	1:24.799	9 -	43.058	95.1	25.857	80.7	ln		1:52.353 P
5 -	37.115	130.1	20.337	104.5	27.798	125.2	1:25.250								
19	Dan DE ZILLE S Minister International/Norwichhealthshop														
1 -	39.937	126.9	21.581	94.0	28.763	123.6	1:30.281	7 -	37.885	129.1	21.056	105.4	28.622	123.4	1:27.563
2 -	37.616	129.3	20.810	99.0	28.147	124.3	1:26.573	8 -	37.368	130.1	20.679	102.3	28.313	123.4	1:26.360
3 -	37.249	129.3	20.560	102.0	27.901	123.4	1:25.710	9 -	38.234	91.1	22.137	98.0	ln		1:40.230 P
4 -	37.028	131.6	20.749	103.2	28.087	123.8	1:25.864	10 -	Out	128.8	20.713	101.8	28.402	123.8	3:26.369
5 -	36.930	129.6	21.758	63.4	31.676	124.0	1:30.364	11 -	37.497	129.3	20.695	102.5	28.680	123.6	1:26.872
6 -	38.996	127.8	20.675	104.7	28.235	124.7	1:27.906	12 -	37.397	129.1	20.651	104.5	ln		1:36.067 P
21	Josef NEWGARDEN C JTR/Robo-Pong														
1 -	40.583	83.4	23.951	98.8	27.911	125.7	1:32.445	5 -	36.787	130.8	20.370	88.1	27.901	125.7	1:25.058
2 -	36.863	132.1	20.143	106.2	27.823	125.7	1:24.829	6 -	36.966	131.6	20.307	104.0	27.635	125.4	1:24.908
3 -	36.664	131.3	20.183	104.2	27.597	125.4	1:24.444	7 -	38.394	109.7	22.130	98.7	ln		1:37.867 P
4 -	36.790	131.3	20.274	101.2	27.671	125.9	1:24.735								
28	Kieran VERNON S Wrensport														
1 -	42.239	111.8	23.262	93.9	29.027	122.5	1:34.528	7 -	37.360	128.1	20.989	102.5	27.909	122.9	1:26.258
2 -	37.510	128.8	21.055	100.0	27.973	126.4	1:26.538	8 -	37.897	128.6	21.149	100.6	ln		1:35.992 P
3 -	37.475	127.3	20.848	100.5	27.882	123.4	1:26.205	9 -	Out	126.6	22.567	103.1	28.398	123.1	3:57.691
4 -	37.205	128.3	20.946	101.2	27.853	123.1	1:26.004	10 -	37.997	130.1	21.012	104.7	28.241	123.8	1:27.250
5 -	37.396	127.6	21.005	99.6	28.155	123.4	1:26.556	11 -	37.427	128.1	20.864	103.9	28.134	122.7	1:26.425
6 -	37.280	127.8	20.812	101.4	28.261	122.7	1:26.353	12 -	37.448	128.3	20.826	104.4	28.191	123.6	1:26.465
30	Josh BENSON S GV Racing														
1 -	48.289	55.7	45.057	55.2	35.038	125.2	2:08.384	8 -	36.612	133.2	20.656	106.5	27.844	124.5	1:25.112
2 -	37.655	129.8	20.340	107.2	27.748	125.4	1:25.743	9 -	37.076	113.4	21.330	104.7	28.004	125.9	1:26.410
3 -	37.247	120.9	21.862	102.0	27.799	126.1	1:26.908	10 -	36.814	131.8	20.303	106.4	27.854	122.2	1:24.971
4 -	36.774	130.8	20.205	106.9	27.775	125.0	1:24.754	11 -	37.709	129.8	20.487	107.4	27.956	125.0	1:26.152
5 -	37.089	115.7	20.955	106.0	27.848	125.9	1:25.892	12 -	36.820	130.1	20.457	105.2	28.065	124.7	1:25.342

Silverstone International
Circuit Length = 2.2490 miles
Start: 10:50 End: 11:12

Weather / Track : Cloudy / Dry

MSA Formula Ford Championship of Great Britain
QUALIFYING - RACE 1 - ROUND 16 - SECTOR ANALYSIS

6 -	36.878	132.6	20.285	107.2	27.847	124.3	1:25.010	13 -	37.183	128.6	20.873	100.5	In	1:30.669 P	
7 -	37.071	113.2	21.391	106.0	27.887	125.7	1:26.349								
44	Mark HARPER			S InterMotorsport											
1 -	43.960	110.7	28.033	81.2	31.555	117.3	1:43.548	8 -	38.338	127.1	21.143	98.1	28.874	122.0	1:28.355
2 -	41.908	118.4	23.361	83.7	30.180	118.8	1:35.449	9 -	38.341	126.6	21.282	93.5	28.836	122.7	1:28.459
3 -	39.705	127.3	22.342	88.8	29.269	121.6	1:31.316	10 -	38.179	127.3	21.020	100.8	28.940	122.2	1:28.139
4 -	38.864	127.3	21.638	91.3	28.917	121.6	1:29.419	11 -	38.276	127.6	21.204	103.7	28.745	122.5	1:28.225
5 -	38.523	127.1	21.480	94.7	28.672	122.7	1:28.675	12 -	38.021	127.6	21.272	97.4	28.791	121.8	1:28.084
6 -	38.660	127.1	21.470	96.7	28.876	121.4	1:29.006	13 -	38.390	126.4	21.441	99.0	28.855	123.6	1:28.686
7 -	38.474	127.6	21.270	91.1	29.100	121.1	1:28.844								
77	Antti BURI			C LMS Racing OY/Formula Spares											
1 -	46.601	85.6	25.115	83.5	31.373	107.4	1:43.089	7 -	37.764	129.8	20.718	106.0	28.197	122.2	1:26.679
2 -	42.714	96.0	22.047	99.1	28.218	124.0	1:32.979	8 -	37.957	129.3	20.781	108.4	28.172	123.4	1:26.910
3 -	38.253	127.6	21.066	104.7	27.928	123.6	1:27.247	9 -	38.983	107.2	22.179	100.0	In		1:39.953 P
4 -	37.930	128.1	20.745	106.2	28.283	122.9	1:26.958	10 -	Out	124.7	21.491	105.7	28.486	122.5	3:56.947
5 -	37.832	129.3	20.610	108.9	28.311	123.4	1:26.753	11 -	38.195	127.3	20.760	109.8	28.540	123.4	1:27.495
6 -	37.704	129.8	20.712	107.2	28.456	121.6	1:26.872	12 -	37.930	116.1	22.759	92.4	In		1:41.182 P
88	Rogier DE WIT			C Getem Racing											
1 -	Out	125.9	26.347	64.2	38.359	98.5	1:42.099	6 -	37.003	131.1	20.242	104.2	27.995	125.7	1:25.240
2 -	41.084	129.6	20.801	101.4	28.246	125.2	1:30.131	7 -	36.971	130.8	20.405	106.4	27.765	125.7	1:25.141
3 -	36.994	130.1	20.368	102.6	27.924	124.7	1:25.286	8 -	37.048	130.6	20.283	106.2	27.686	125.9	1:25.017
4 -	37.116	129.8	20.296	105.2	27.810	125.4	1:25.222	9 -	36.964	130.6	20.352	104.0	27.890	124.5	1:25.206
5 -	36.794	131.1	20.386	104.2	27.677	126.1	1:24.857	10 -	39.581	114.3	23.089	91.8	In		1:43.481 P
99	Chrissy PALMER			C Jamun Racing/Sterling Motorsport											
1 -	38.937	129.8	20.740	103.1	28.051	124.7	1:27.728	7 -	36.359	135.3	20.440	104.2	27.930	127.6	1:24.729
2 -	36.938	130.6	20.241	109.5	27.733	125.7	1:24.912	8 -	42.802	83.0	25.576	86.8	29.051	125.0	1:37.429
3 -	36.704	124.3	20.511	106.4	27.804	126.4	1:25.019	9 -	36.829	131.6	20.227	105.8	In		1:37.833 P
4 -	36.498	133.9	20.258	109.8	27.897	127.3	1:24.653	10 -	Out	129.3	20.315	105.2	28.020	125.0	3:42.161
5 -	36.721	131.3	20.243	108.1	27.683	125.9	1:24.647	11 -	37.067	130.6	20.216	106.0	27.994	125.7	1:25.277
6 -	37.023	131.3	20.211	108.1	28.116	126.4	1:25.350	12 -	36.519	132.1	20.156	105.0	28.066	125.2	1:24.741

MSA Formula Ford Championship of Great Britain
QUALIFYING - RACE 1 - ROUND 16 - BEST SECTOR TIMES

SECTOR 1			SECTOR 2			SECTOR 3			IDEAL / BEST COMPARISON						
POS	NO	NAME	TIME	NO	NAME	TIME	NO	NAME	TIME	POS	NO	NAME	IDEAL	BEST	DIFF
1	99	PALMER	36.359	11	CAMMISH	19.978	12	ERICKSON	27.529	1	12	ERICKSON	1:24.021	1:24.228	0.207
2	7	FINDLAY	36.370	12	ERICKSON	20.013	2	COLE	27.580	2	7	FINDLAY	1:24.169	1:24.610	0.441
3	6	BARKER	36.473	4	MCKENNA	20.077	21	NEWGARDEN	27.597	3	99	PALMER	1:24.198	1:24.647	0.449
4	12	ERICKSON	36.479	10	JONES	20.137	10	JONES	27.646	4	4	MCKENNA	1:24.331	1:24.500	0.169
5	16	CUNILL	36.499	21	NEWGARDEN	20.143	7	FINDLAY	27.647	5	11	CAMMISH	1:24.392	1:24.756	0.364
6	17	STUART	36.519	7	FINDLAY	20.152	6	BARKER	27.651	6	6	BARKER	1:24.393	1:24.534	0.141
7	4	MCKENNA	36.525	99	PALMER	20.156	17	STUART	27.661	7	21	NEWGARDEN	1:24.404	1:24.444	0.040
8	11	CAMMISH	36.571	2	COLE	20.200	16	CUNILL	27.673	8	16	CUNILL	1:24.425	1:24.780	0.355
9	30	BENSON	36.612	30	BENSON	20.205	88	DE WIT	27.677	9	2	COLE	1:24.448	1:24.887	0.439
10	21	NEWGARDEN	36.664	88	DE WIT	20.242	99	PALMER	27.683	10	10	JONES	1:24.501	1:24.726	0.225
11	2	COLE	36.668	16	CUNILL	20.253	4	MCKENNA	27.729	11	17	STUART	1:24.517	1:24.799	0.282
12	10	JONES	36.718	6	BARKER	20.269	30	BENSON	27.748	12	30	BENSON	1:24.565	1:24.754	0.189
13	3	HILL	36.726	3	HILL	20.271	5	GAMBERINI	27.797	13	88	DE WIT	1:24.713	1:24.857	0.144
14	88	DE WIT	36.794	17	STUART	20.337	11	CAMMISH	27.843	14	3	HILL	1:24.850	1:25.090	0.240
15	5	GAMBERINI	36.802	5	GAMBERINI	20.353	3	HILL	27.853	15	5	GAMBERINI	1:24.952	1:25.177	0.225
16	19	DE ZILLE	36.930	14	JAFFER	20.509	28	VERNON	27.853	16	19	DE ZILLE	1:25.391	1:25.710	0.319
17	28	VERNON	37.205	19	DE ZILLE	20.560	19	DE ZILLE	27.901	17	28	VERNON	1:25.870	1:26.004	0.134
18	14	JAFFER	37.321	77	BURI	20.610	77	BURI	27.928	18	14	JAFFER	1:25.984	1:26.186	0.202
19	15	MINGAY	37.545	15	MINGAY	20.690	14	JAFFER	28.154	19	77	BURI	1:26.242	1:26.679	0.437
20	77	BURI	37.704	28	VERNON	20.812	15	MINGAY	28.455	20	15	MINGAY	1:26.690	1:27.212	0.522
21	44	HARPER	38.021	44	HARPER	21.020	44	HARPER	28.672	21	44	HARPER	1:27.713	1:28.084	0.371
											Perfect Lap		1:23.866		

MSA Formula Ford Championship of Great Britain
QUALIFYING - RACE 1 - ROUND 16 - SPEED TRAPS

SECTOR 1				SECTOR 2			FINISH LINE			
POS	NO	NAME	MPH	NO	NAME	MPH	NO	NAME	MPH	
1	17	Leroy STUART	136.4	7	Garry FINDLAY	110.6	12	Daniel ERICKSON	129.1	
2	7	Garry FINDLAY	135.6	77	Antti BURI	109.8	7	Garry FINDLAY	128.3	
3	99	Chrissy PALMER	135.3	99	Chrissy PALMER	109.8	17	Leroy STUART	127.6	
4	4	Patrick MCKENNA	135.0	12	Daniel ERICKSON	109.3	99	Chrissy PALMER	127.6	
5	16	Jordi CUNILL	134.8	11	Daniel CAMMISH	109.1	4	Patrick MCKENNA	127.3	
6	6	Ben BARKER	134.2	14	Zaamin JAFFER	107.7	2	James COLE	127.1	
7	5	Fabio GAMBERINI	133.9	16	Jordi CUNILL	107.7	5	Fabio GAMBERINI	127.1	
8	11	Daniel CAMMISH	133.9	6	Ben BARKER	107.5	6	Ben BARKER	127.1	
9	12	Daniel ERICKSON	133.4	30	Josh BENSON	107.4	3	Josh HILL	126.9	
10	30	Josh BENSON	133.2	3	Josh HILL	106.7	11	Daniel CAMMISH	126.4	
11	3	Josh HILL	132.9	17	Leroy STUART	106.7	28	Kieran VERNON	126.4	
12	2	James COLE	132.6	4	Patrick MCKENNA	106.5	10	Alex JONES	126.1	
13	21	Josef NEWGARDEN	132.1	88	Rogier DE WIT	106.4	14	Zaamin JAFFER	126.1	
14	19	Dan DE ZILLE	131.6	10	Alex JONES	106.2	16	Jordi CUNILL	126.1	
15	15	Tristan MINGAY	131.3	21	Josef NEWGARDEN	106.2	30	Josh BENSON	126.1	
16	14	Zaamin JAFFER	131.1	2	James COLE	105.7	88	Rogier DE WIT	126.1	
17	88	Rogier DE WIT	131.1	19	Dan DE ZILLE	105.4	21	Josef NEWGARDEN	125.9	
18	10	Alex JONES	130.8	5	Fabio GAMBERINI	104.7	19	Dan DE ZILLE	124.7	
19	28	Kieran VERNON	130.1	15	Tristan MINGAY	104.7	77	Antti BURI	124.0	
20	77	Antti BURI	129.8	28	Kieran VERNON	104.7	15	Tristan MINGAY	123.6	
21	44	Mark HARPER	127.6	44	Mark HARPER	103.1	44	Mark HARPER	123.6	


Weather / Track : Cloudy / Dry

www.tsl-timing.com

Silverstone International
 Circuit Length = 2.2490 miles
 Start: 10:50 End: 11:12

Printed - 11.55 Saturday, 15 August 2009


MSA Formula Ford Championship of Great Britain
RACE 1 - ROUND 16 - GRID

ROW 11	1:27.212 15 Tristan MINGAY	1:28.084 44 Mark HARPER
ROW 10	1:26.186 14 Zaamin JAFFER	1:26.679 77 Antti BURI
ROW 9	1:25.710 19 Dan DE ZILLE	1:26.004 28 Kieran VERNON
ROW 8	1:25.090 3 Josh HILL	1:25.177 5 Fabio GAMBERINI
ROW 7	1:24.857 88 Rogier DE WIT	1:24.887 2 James COLE
ROW 6	1:24.780 16 Jordi CUNILL	1:24.799 17 Liroy STUART
ROW 5	1:24.754 30 Josh BENSON	1:24.756 11 Daniel CMMISH
ROW 4	1:24.647 99 Chrissy PALMER	1:24.726 10 Alex JONES
ROW 3	1:24.534 6 Ben BARKER	1:24.610 7 Garry FINDLAY
ROW 2	1:24.444 21 Josef NEWGARDEN	1:24.500 4 Patrick MCKENNA
ROW 1		1:24.228 12 Daniel ERICKSON
Pole		
		

Silverstone International
 Circuit Length = 2.2490 miles

Clerk of Course :		Timekeeper :

MSA Formula Ford Championship of Great Britain
RACE 7 - ROUND 17 - GRID

ROW 11	1:27.658 15 Tristan MINGAY	1:28.139 44 Mark HARPER
ROW 10	1:26.606 14 Zaamin JAFFER	1:26.753 77 Antti BURI
ROW 9	1:25.864 19 Dan DE ZILLE	1:26.205 28 Kieran VERNON
ROW 8	1:25.215 5 Fabio GAMBERINI	1:25.220 3 Josh HILL
ROW 7	1:25.017 88 Rogier DE WIT	1:25.136 11 Daniel CMMISH
ROW 6	1:24.971 30 Josh BENSON	1:25.009 16 Jordi CUNILL
ROW 5	1:24.925 2 James COLE	1:24.937 17 Liroy STUART
ROW 4	1:24.751 10 Alex JONES	1:24.846 6 Ben BARKER
ROW 3	1:24.735 21 Josef NEWGARDEN	1:24.737 7 Garry FINDLAY
ROW 2	1:24.653 99 Chrissy PALMER	1:24.670 12 Daniel ERICKSON
ROW 1		1:24.538 4 Patrick MCKENNA
Pole		
		

Silverstone International
 Circuit Length = 2.2490 miles

Clerk of Course :		Timekeeper :

MSA Formula Ford Championship of Great Britain

RACE 1 - ROUND 16 - CLASSIFICATION

POS	NO	CL	DRIVER / TEAM	CAR	LAPS	TIME	GAP	DIFF	MPH	BEST	ON
1	99	C	Chrissy PALMER (GBR) Jamun Racing/Sterling Motorsport	Mygale 09	11	19:13.955			77.17	1:25.642	10
2	4	C	Patrick MCKENNA (IRL) Jamun Racing	Mygale 09	11	19:14.696	0.741	0.741	77.12	1:25.480	9
3	7	C	Garry FINDLAY (GBR) Fluid Motorsport	Van Diemen 09	11	19:15.806	1.851	1.110	77.05	1:25.822	11
4	2	C	James COLE (GBR) Jamun Racing	Mygale 09	11	19:19.552	5.597	3.746	76.80	1:25.591	8
5	12	C	Daniel ERICKSON (AUS) Kevin Mills Racing	SPECTRUM 011C	11	19:19.851	5.896	0.299	76.78	1:26.010	9
6	10	C	Alex JONES (GBR) Kevin Mills Racing	SPECTRUM 011C	11	19:20.064	6.109	0.213	76.77	1:26.188	6
7	30	S	Josh BENSON (GBR) GV Racing	Mygale SJ08	11	19:20.423	6.468	0.359	76.74	1:26.381	9
8	16	C	Jordi CUNILL (ESP) GV Racing	Mygale SJ08	11	19:21.770	7.815	1.347	76.65	1:26.475	11
9	11	S	Daniel CAMMISH (GBR) Kevin Mills Racing	SPECTRUM 011C	11	19:21.873	7.918	0.103	76.65	1:26.139	7
10	3	C	Josh HILL (GBR) Jamun Racing	Mygale 09	11	19:23.051	9.096	1.178	76.57	1:26.017	9
11	28	S	Kieran VERNON (GBR) Wrensport	Spirit WL06	11	19:23.654	9.699	0.603	76.53	1:26.376	9
12	5	S	Fabio GAMBERINI (BRA) Fluid Motorsport	Van Diemen 08	11	19:24.586	10.631	0.932	76.47	1:26.361	9
13	17	C	Liroy STUART (NED) JTR	Mygale SJ09	11	19:27.017	13.062	2.431	76.31	1:25.995	8
14	77	C	Antti BURI (FIN) LMS Racing OY/Formula Spares	MTEC FD 09	11	19:28.913	14.958	1.896	76.19	1:27.271	7
15	14	S	Zaamin JAFFER (IND) Raysport/Circuit Design	Ray GR 08	11	19:30.623	16.668	1.710	76.07	1:27.364	8
16	88	C	Rogier DE WIT (NED) Getem Racing	Mygale 07	11	19:31.342	17.387	0.719	76.03	1:25.952	11
17	15	S	Tristan MINGAY (GBR) Raysport	Ray GR 08	11	19:36.983	23.028	5.641	75.66	1:28.187	11
18	6	C	Ben BARKER (GBR) Fluid Motorsport	Van Diemen 08	10	19:28.991	1 lap	1 lap	69.25	1:25.910	8
NOT CLASSIFIED											
DNF	21	C	Josef NEWGARDEN (USA) JTR/Robo-Pong	Mygale SJ09	1	2:45.094	10 laps	9 laps	49.04		
DNF	19	S	Dan DE ZILLE (JEY) Minister International/Norwichhealthshop	Mygale SJ08/21	0						
DNF	44	S	Mark HARPER (GBR) InterMotorsport	Van Diemen 07	0						
FASTEST LAP											
	4	C	Patrick MCKENNA (IRL) Jamun Racing	Mygale 09	9	1:25.480			94.71 mph	152.43 kph	
	11	S	Daniel CAMMISH (GBR) Kevin Mills Racing	SPECTRUM 011C	7	1:26.139			93.99 mph	151.26 kph	

Weather / Track : Bright / Dry

These results are provisional until the conclusion of any judicial and technical matters.

Silverstone International
Circuit Length = 2.2490 miles
Start: 15:35 End: 15:55

Clerk of Course :	Timekeeper :
-------------------	--------------

MSA Formula Ford Championship of Great Britain
RACE 1 - ROUND 16 - LAP CHART

Lap 1			Lap 2			Lap 3			Lap 4			Lap 5		
No	Behind	Laptime	No	Behind	Laptime	No	Behind	Laptime	No	Behind	Laptime	No	Behind	Laptime
7		1:34.225	7		1:38.751	7		2:22.155	7		2:43.230	7		2:19.878
99	0.220	1:34.445	99	0.688	1:39.219	99	0.735	2:22.202	99	0.601	2:43.096	99	0.525	2:19.802
10	0.436	1:34.661	10	1.394	1:39.709	10	1.450	2:22.211	10	1.012	2:42.792	10	0.954	2:19.820
4	0.673	1:34.898	4	1.844	1:39.922	4	1.848	2:22.159	4	1.512	2:42.894	4	1.267	2:19.633
2	1.608	1:35.833	2	2.422	1:39.565	2	2.665	2:22.398	2	2.257	2:42.822	2	1.431	2:19.052
17	1.794	1:36.019	17	3.188	1:40.145	17	3.332	2:22.299	17	3.015	2:42.913	17	1.787	2:18.650
30	2.178	1:36.403	30	3.545	1:40.118	30	3.704	2:22.314	30	3.303	2:42.829	30	2.214	2:18.789
16	2.540	1:36.765	12	4.412	1:40.484	12	4.434	2:22.177	12	3.731	2:42.527	12	2.376	2:18.523
12	2.679	1:36.904	16	4.870	1:41.081	16	4.906	2:22.191	16	4.796	2:43.120	16	2.575	2:17.657
28	3.745	1:37.970	28	5.184	1:40.190	28	5.454	2:22.425	28	5.178	2:42.954	28	3.177	2:17.877
14	4.133	1:38.358	14	5.553	1:40.171	14	6.203	2:22.805	14	5.801	2:42.828	14	3.966	2:18.043
11	4.429	1:38.654	11	6.071	1:40.393	11	6.847	2:22.931	11	6.354	2:42.737	11	4.173	2:17.697
3	5.003	1:39.228	3	7.067	1:40.815	6	1 LAP	3:49.684	6	1 LAP	2:42.554	6	1 LAP	2:18.148
77	6.724	1:40.949	77	7.423	1:39.450	3	8.385	2:23.473	3	7.584	2:42.429	3	5.952	2:18.246
5	11.002	1:45.227	5	9.183	1:36.932	77	8.969	2:23.701	77	8.149	2:42.410	77	6.139	2:17.868
15	13.625	1:47.850	15	11.932	1:37.058	5	9.692	2:22.664	5	8.972	2:42.510	5	6.680	2:17.586
6	18.993	1:53.218 P	88	2:21.723	3:36.104	15	10.450	2:20.673	15	9.842	2:42.622	15	7.659	2:17.695
88	24.370	1:58.595 P				88	2:22.489	2:22.921	88	1:08.045	1:28.786	88	14.920	1:26.753
21	1:10.869	2:45.094 P												

MSA Formula Ford Championship of Great Britain

RACE 1 - ROUND 16 - LAP CHART

Lap 6			Lap 7			Lap 8			Lap 9			Lap 10		
No	Behind	Laptime	No	Behind	Laptime	No	Behind	Laptime	No	Behind	Laptime	No	Behind	Laptime
7		1:26.052	99		1:26.057	99		1:26.159	99		1:25.835	99		1:25.642
99	0.163	1:25.690	7	0.171	1:26.391	7	0.117	1:26.105	7	0.356	1:26.074	4	0.850	1:26.081
10	1.090	1:26.188	10	1.093	1:26.223	4	0.766	1:25.703	4	0.411	1:25.480	7	1.837	1:27.123
4	1.231	1:26.016	4	1.222	1:26.211	10	1.288	1:26.354	10	2.928	1:27.475	2	4.562	1:26.516
2	1.730	1:26.351	2	1.956	1:26.446	2	1.388	1:25.591	17	3.279	1:27.035	12	4.831	1:26.461
17	2.021	1:26.286	17	2.243	1:26.442	17	2.079	1:25.995	2	3.688	1:28.135	10	5.372	1:28.086
30	2.938	1:26.776	30	3.591	1:26.873	12	3.837	1:26.318	12	4.012	1:26.010	30	5.496	1:26.451
12	3.050	1:26.726	12	3.678	1:26.848	30	4.141	1:26.709	30	4.687	1:26.381	11	6.811	1:26.808
16	3.517	1:26.994	16	4.077	1:26.780	16	5.197	1:27.279	11	5.645	1:26.143	16	7.148	1:26.509
28	4.466	1:27.341	11	4.449	1:26.139	11	5.337	1:27.047	6	1 LAP	1:25.910	28	8.047	1:26.722
11	4.530	1:26.409	6	1 LAP	1:25.982	6	1 LAP	1:26.483	16	6.281	1:26.919	3	8.162	1:26.588
6	1 LAP	1:26.359	28	5.784	1:27.538	28	6.426	1:26.801	28	6.967	1:26.376	5	9.628	1:26.503
14	6.345	1:28.431	3	7.112	1:26.863	3	7.034	1:26.081	3	7.216	1:26.017	17	11.639	1:34.002
3	6.469	1:26.569	5	7.900	1:26.881	5	8.241	1:26.500	5	8.767	1:26.361	77	13.248	1:27.415
5	7.239	1:26.611	14	8.213	1:28.088	14	9.418	1:27.364	77	11.475	1:27.618	6	1 LAP	1:34.215
77	7.498	1:27.411	77	8.549	1:27.271	77	9.692	1:27.302	14	11.579	1:27.996	14	14.440	1:28.503
15	10.338	1:28.731	15	13.030	1:28.912	15	15.189	1:28.318	88	16.379	1:26.429	88	17.243	1:26.506
88	15.307	1:26.439	88	15.444	1:26.357	88	15.785	1:26.500	15	17.888	1:28.534	15	20.649	1:28.403

MSA Formula Ford Championship of Great Britain
RACE 1 - ROUND 16 - LAP CHART

Lap 11		
No	Behind	Laptime
99		1:25.808
4	0.741	1:25.699
7	1.851	1:25.822
2	5.597	1:26.843
12	5.896	1:26.873
10	6.109	1:26.545
30	6.468	1:26.780
16	7.815	1:26.475
11	7.918	1:26.915
3	9.096	1:26.742
28	9.699	1:27.460
5	10.631	1:26.811
17	13.062	1:27.231
77	14.958	1:27.518
6	1 LAP	1:26.438
14	16.668	1:28.036
88	17.387	1:25.952
15	23.028	1:28.187

MSA Formula Ford Championship of Great Britain
RACE 1 - ROUND 16 - SECTOR ANALYSIS

2	James COLE										C Jamun Racing				
1 -	135.6	21.303	99.1	28.360	125.9	1:35.833	7 -	37.257	136.7	20.838	103.7	28.351	126.9	1:26.446	
2 -	41.376	77.5	26.626	67.0	31.563	90.2	1:39.565	8 -	36.977	134.8	20.499	103.9	28.115	128.6	1:25.591
3 -	44.579	87.5	44.631	45.6	53.188	53.8	2:22.398	9 -	38.283	129.6	21.261	103.9	28.591	127.3	1:28.135
4 -	1:17.068	44.1	36.979	50.5	48.775	55.2	2:42.822	10 -	36.935	137.2	21.250	102.0	28.331	125.7	1:26.516
5 -	1:09.201	55.6	34.220	51.9	35.631	127.8	2:19.052	11 -	37.651	131.8	20.766	102.8	28.426	125.4	1:26.843
6 -	37.241	134.5	20.727	102.0	28.383	127.6	1:26.351								
3	Josh HILL										C Jamun Racing				
1 -	132.4	21.935	101.7	28.703	125.0	1:39.228	7 -	37.626	131.1	20.935	107.2	28.302	125.0	1:26.863	
2 -	45.875	56.7	24.574	92.2	30.366	95.9	1:40.815	8 -	37.214	131.8	20.586	104.4	28.281	125.7	1:26.081
3 -	46.085	75.8	44.478	36.7	52.910	60.9	2:23.473	9 -	37.087	133.4	20.758	104.0	28.172	126.9	1:26.017
4 -	1:18.128	47.5	34.824	47.1	49.477	63.2	2:42.429	10 -	37.624	130.8	20.632	103.1	28.332	124.5	1:26.588
5 -	1:10.508	49.9	32.166	53.1	35.572	125.4	2:18.246	11 -	37.538	130.6	20.527	105.0	28.677	124.7	1:26.742
6 -	37.303	132.6	20.728	105.5	28.538	127.8	1:26.569								
4	Patrick MCKENNA										C Jamun Racing				
1 -	135.0	21.138	102.1	28.161	128.1	1:34.898	7 -	37.611	135.0	20.628	104.5	27.972	128.1	1:26.211	
2 -	41.780	84.8	26.824	75.8	31.318	91.6	1:39.922	8 -	37.151	133.7	20.513	101.5	28.039	126.9	1:25.703
3 -	44.295	88.7	44.653	38.1	53.211	58.0	2:22.159	9 -	36.847	134.2	20.633	102.1	28.000	126.4	1:25.480
4 -	1:17.055	46.4	37.108	51.7	48.731	62.5	2:42.894	10 -	37.564	132.6	20.468	101.8	28.049	125.9	1:26.081
5 -	1:09.476	51.9	34.166	53.2	35.991	127.6	2:19.633	11 -	37.110	132.1	20.440	102.5	28.149	126.1	1:25.699
6 -	37.060	132.1	20.783	104.9	28.173	128.6	1:26.016								
5	Fabio GAMBERINI										S Fluid Motorsport				
1 -	128.3	28.323	93.7	29.243	121.6	1:45.227	7 -	37.288	131.3	21.223	99.1	28.370	124.7	1:26.881	
2 -	42.129	56.3	25.494	91.8	29.309	109.8	1:36.932	8 -	37.356	130.1	20.682	102.1	28.462	124.3	1:26.500
3 -	45.293	72.4	45.263	37.2	52.108	64.8	2:22.664	9 -	37.356	130.1	20.796	103.7	28.209	123.8	1:26.361
4 -	1:18.978	44.1	33.769	52.3	49.763	60.5	2:42.510	10 -	37.409	130.6	20.740	100.0	28.354	124.3	1:26.503
5 -	1:10.605	49.0	31.696	57.8	35.285	124.7	2:17.586	11 -	37.488	130.1	21.023	100.8	28.300	124.3	1:26.811
6 -	37.357	130.6	20.854	99.3	28.400	124.7	1:26.611								
6	Ben BARKER										C Fluid Motorsport				
1 -	130.3	29.481	89.4	In		1:53.218 P	6 -	36.694	135.6	20.931	103.9	28.357	125.4	1:25.982	
2 -	Out	69.8	44.873	38.4	52.734	59.9	3:49.684	7 -	37.049	132.9	20.787	102.6	28.647	125.9	1:26.483
3 -	1:18.109	46.2	35.151	41.6	49.294	56.8	2:42.554	8 -	37.012	135.8	20.752	104.2	28.146	126.9	1:25.910
4 -	1:10.097	53.3	32.683	49.1	35.368	125.0	2:18.148	9 -	44.233	126.4	21.399	97.8	28.583	123.4	1:34.215
5 -	37.109	134.5	20.938	103.9	28.312	125.7	1:26.359	10 -	37.410	131.6	20.761	104.0	28.267	125.9	1:26.438
7	Garry FINDLAY										C Fluid Motorsport				
1 -	132.1	20.990	103.6	28.408	123.8	1:34.225	7 -	37.454	127.3	20.780	103.6	28.157	127.3	1:26.391	
2 -	39.607	76.5	27.372	82.6	31.772	90.0	1:38.751	8 -	37.443	133.4	20.564	102.8	28.098	125.9	1:26.105
3 -	43.651	89.8	45.106	42.3	53.398	66.5	2:22.155	9 -	37.180	129.8	20.636	103.6	28.258	124.7	1:26.074
4 -	1:16.796	50.0	37.738	56.3	48.696	57.9	2:43.230	10 -	38.319	131.6	20.570	106.0	28.234	125.7	1:27.123
5 -	1:09.393	57.6	34.505	56.8	35.980	124.0	2:19.878	11 -	37.178	131.1	20.486	107.4	28.158	125.0	1:25.822
6 -	37.105	130.1	20.503	107.0	28.444	124.7	1:26.052								
10	Alex JONES										C Kevin Mills Racing				
1 -	135.0	21.210	102.5	28.303		1:34.661	7 -	37.393	130.3	20.614	106.5	28.216		1:26.223	
2 -	41.534	84.6	26.901	79.8	31.274	83.1	1:39.709	8 -	37.532	137.2	20.525	103.2	28.297	126.9	1:26.354
3 -	43.818	90.2	45.065	40.7	53.328	56.9	2:22.211	9 -	38.308	127.6	20.825	104.7	28.342		1:27.475
4 -	1:16.878	43.7	37.350	52.6	48.564	61.3	2:42.792	10 -	37.513	128.6	22.199	100.5	28.374		1:28.086
5 -	1:09.589	51.5	34.306	55.9	35.925	126.1	2:19.820	11 -	37.402	130.1	20.704	104.2	28.439	127.1	1:26.545
6 -	37.406	129.6	20.620	103.4	28.162	121.6	1:26.188								
11	Daniel CAMMISH										S Kevin Mills Racing				
1 -	136.7	24.077	102.1	28.633	125.9	1:38.654	7 -	37.349	131.8	20.573	106.2	28.217	126.4	1:26.139	
2 -	45.396	63.2	24.368	86.7	30.629	103.6	1:40.393	8 -	37.295	135.3	20.966	103.9	28.786	127.1	1:27.047
3 -	45.531	73.8	45.010	35.2	52.390	62.4	2:22.931	9 -	37.280	134.8	20.656	107.7	28.207	124.5	1:26.143
4 -	1:18.002	40.2	35.773	39.0	48.962	53.0	2:42.737	10 -	37.703	129.8	20.743	104.9	28.362	124.5	1:26.808
5 -	1:09.820	58.5	33.183	54.2	34.694	126.1	2:17.697	11 -	37.624	131.8	20.808	99.1	28.483	126.4	1:26.915
6 -	37.311	133.7	20.762	101.4	28.336	126.9	1:26.409								

Silverstone International
Circuit Length = 2.2490 miles
Start: 15:35 End: 15:55

Weather / Track : Bright / Dry

MSA Formula Ford Championship of Great Britain
RACE 1 - ROUND 16 - SECTOR ANALYSIS

12	Daniel ERICKSON				C Kevin Mills Racing										
1 -	128.3	24.061	103.6	28.195	1:36.904	7 -	37.609	129.1	20.955	109.1	28.284	127.3	1:26.848		
2 -	43.894	75.2	25.203	81.7	31.387	1:40.484	8 -	37.591	129.6	20.423	104.9	28.304	125.0	1:26.318	
3 -	44.368	75.8	45.018	38.8	52.791	2:22.177	9 -	37.216	130.1	20.515	107.2	28.279		1:26.010	
4 -	1:17.133	42.7	36.948	45.3	48.446	56.9	2:42.527	10 -	37.012	134.8	21.000	100.9	28.449	1:26.461	
5 -	1:09.846	54.4	33.579	54.9	35.098		2:18.523	11 -	37.412	128.3	20.562	105.2	28.899	1:26.873	
6 -	37.481	130.8	20.863	107.5	28.382		1:26.726								
14	Zaamin JAFFER				S Raysport/Circuit Design										
1 -	132.9	21.671	98.5	28.756	124.7	1:38.358	7 -	37.733	130.1	21.843	98.1	28.512	126.1	1:28.088	
2 -	45.043	66.1	24.388	94.0	30.740	89.2	1:40.171	8 -	37.667	130.8	21.036	102.6	28.661	123.8	1:27.364
3 -	45.359	78.6	44.993	36.6	52.453	59.7	2:22.805	9 -	37.615	130.3	21.036	105.0	29.345	122.5	1:27.996
4 -	1:17.582	44.3	36.295	40.9	48.951	57.7	2:42.828	10 -	38.317	129.8	20.958	102.3	29.228	122.7	1:28.503
5 -	1:09.827	60.7	33.047	61.7	35.169	123.8	2:18.043	11 -	37.906	130.8	20.979	105.2	29.151	123.8	1:28.036
6 -	38.466	131.3	21.379	103.2	28.586	125.9	1:28.431								
15	Tristan MINGAY				S Raysport										
1 -	134.2	29.294	95.2	29.767	121.1	1:47.850	7 -	38.148	128.3	21.528	99.4	29.236	122.5	1:28.912	
2 -	41.203	62.8	26.060	92.6	29.795	114.7	1:37.058	8 -	38.137	127.1	21.259	99.4	28.922	123.6	1:28.318
3 -	43.774	83.8	45.103	36.7	51.796	60.0	2:20.673	9 -	38.173	127.3	21.552	101.1	28.809	123.4	1:28.534
4 -	1:19.155	45.5	33.282	59.2	50.185	59.8	2:42.622	10 -	38.116	128.6	21.317	100.2	28.970	122.2	1:28.403
5 -	1:10.468	49.7	31.547	66.4	35.680	123.1	2:17.695	11 -	38.205	126.6	21.235	104.7	28.747	122.0	1:28.187
6 -	38.079	130.3	21.117	105.5	29.535	122.5	1:28.731								
16	Jordi CUNILL				C GV Racing										
1 -	135.6	21.235	102.0	28.576	126.4	1:36.765	7 -	37.338	133.9	21.051	103.6	28.391	126.6	1:26.780	
2 -	44.370	70.6	25.122	77.3	31.589	97.3	1:41.081	8 -	37.558	135.6	20.894	104.4	28.827	126.4	1:27.279
3 -	44.356	76.6	45.063	39.8	52.772	62.3	2:22.191	9 -	37.289	132.6	21.447	103.7	28.183	126.9	1:26.919
4 -	1:17.096	41.7	36.812	45.3	49.212	56.1	2:43.120	10 -	37.161	127.6	20.924	104.5	28.424	126.9	1:26.509
5 -	1:09.140	55.9	33.642	59.4	34.875	127.6	2:17.657	11 -	37.124	132.1	20.811	104.9	28.540	125.7	1:26.475
6 -	37.616	135.3	20.808	106.4	28.570	126.6	1:26.994								
17	Leroy STUART				C JTR										
1 -	134.5	21.018	99.9	28.396	126.9	1:36.019	7 -	37.284	135.3	20.702	105.4	28.456	127.1	1:26.442	
2 -	42.350	81.7	26.055	78.3	31.740	84.0	1:40.145	8 -	37.472	131.8	20.408	104.9	28.115	126.1	1:25.995
3 -	44.812	77.0	44.318	44.6	53.169	58.3	2:22.299	9 -	37.530	130.1	21.052	103.9	28.453	125.9	1:27.035
4 -	1:17.110	45.5	37.243	48.6	48.560	53.3	2:42.913	10 -	37.272	133.9	28.030	104.2	28.700	124.3	1:34.002
5 -	1:09.351	50.2	34.047	51.9	35.252	126.9	2:18.650	11 -	37.717	129.3	20.886	105.8	28.628	124.3	1:27.231
6 -	37.171	134.2	20.699	101.5	28.416	127.1	1:26.286								
19	Dan DE ZILLE				S Minister International/Norwichhealthshop										
21	Josef NEWGARDEN				C JTR/Robo-Pong										
1 -	129.8	42.062	51.4	ln	2:45.094	P									
28	Kieran VERNON				S Wrensport										
1 -	128.1	21.628	101.2	28.574	123.1	1:37.970	7 -	37.706	133.4	20.910	105.5	28.922	125.0	1:27.538	
2 -	43.868	76.0	24.971	82.7	31.351	90.7	1:40.190	8 -	37.429	131.6	20.986	103.1	28.386	125.0	1:26.801
3 -	44.941	81.3	44.903	41.5	52.581	63.6	2:22.425	9 -	37.217	131.8	20.934	102.5	28.225	124.3	1:26.376
4 -	1:17.337	47.0	36.756	44.2	48.861	56.6	2:42.954	10 -	37.419	130.8	20.808	103.9	28.495	123.6	1:26.722
5 -	1:09.408	57.5	33.778	59.2	34.691	124.5	2:17.877	11 -	38.054	131.6	21.005	103.6	28.401	124.7	1:27.460
6 -	37.711	131.8	21.136	103.1	28.494	124.3	1:27.341								
30	Josh BENSON				S GV Racing										
1 -	134.5	21.455	102.5	29.124	125.9	1:36.403	7 -	37.725	130.3	20.706	106.9	28.442	124.0	1:26.873	
2 -	43.301	73.7	25.397	81.8	31.420	85.6	1:40.118	8 -	37.977	132.9	20.658	102.6	28.074	126.9	1:26.709
3 -	44.951	75.1	44.500	41.4	52.863	60.6	2:22.314	9 -	37.508	131.3	20.774	102.1	28.099	125.9	1:26.381
4 -	1:17.492	37.7	36.924	46.6	48.413	53.4	2:42.829	10 -	36.754	135.0	21.282	100.6	28.415	127.8	1:26.451
5 -	1:09.424	52.7	34.092	53.3	35.273	125.4	2:18.789	11 -	37.784	131.3	20.789	104.4	28.207	126.6	1:26.780
6 -	37.542	132.6	20.740	105.0	28.494	124.7	1:26.776								

Silverstone International
Circuit Length = 2.2490 miles
Start: 15:35 End: 15:55

Weather / Track : Bright / Dry

MSA Formula Ford Championship of Great Britain
RACE 1 - ROUND 16 - SECTOR ANALYSIS

44	Mark HARPER		S InterMotorsport												
77	Antti BURI		C LMS Racing OY/Formula Spares												
1 -	123.6	24.184	99.9	28.631	122.9	1:40.949	7 -	37.741	129.6	21.119	104.0	28.411	125.0	1:27.271	
2 -	45.590	48.4	23.902	92.1	29.958	89.2	1:39.450	8 -	37.574	134.2	21.093	102.0	28.635	124.7	1:27.302
3 -	46.321	78.8	44.576	39.1	52.804	59.0	2:23.701	9 -	37.511	131.6	21.171	104.5	28.936	122.2	1:27.618
4 -	1:18.363	47.6	34.727	48.1	49.320	60.4	2:42.410	10 -	37.870	130.1	20.984	102.8	28.561	123.6	1:27.415
5 -	1:10.562	51.2	32.064	55.0	35.242	126.1	2:17.868	11 -	38.018	128.8	21.010	107.9	28.490	123.4	1:27.518
6 -	37.786	131.8	21.208	101.1	28.417	125.9	1:27.411								
88	Rogier DE WIT		C Getem Racing												
1 -	130.1	30.554	99.1	In		1:58.595 P	7 -	37.463	130.1	20.489	107.7	28.405	125.7	1:26.357	
2 -	Out	38.2	49.026	42.6	53.582	58.5	3:36.104	8 -	37.606	130.1	20.560	103.9	28.334	125.7	1:26.500
3 -	1:16.450	49.9	37.129	82.2	29.342	123.4	2:22.921	9 -	37.502	128.8	20.705	105.5	28.222	124.7	1:26.429
4 -	38.413	115.5	21.886	101.8	28.487	124.5	1:28.786	10 -	37.451	130.8	20.764	105.8	28.291	125.2	1:26.506
5 -	37.721	129.3	20.785	104.4	28.247	124.7	1:26.753	11 -	37.297	130.1	20.498	104.9	28.157	126.4	1:25.952
6 -	37.769	130.6	20.579	106.9	28.091	125.2	1:26.439								
99	Chrissy PALMER		C Jamun Racing/Sterling Motorsport												
1 -	133.4	21.270	106.2	28.252	125.7	1:34.445	7 -	37.197	130.3	20.666	107.0	28.194	125.2	1:26.057	
2 -	40.267	89.7	27.739	89.0	31.213	86.0	1:39.219	8 -	37.386	129.1	20.573	107.2	28.200	124.5	1:26.159
3 -	43.737	84.6	45.001	44.3	53.464	59.7	2:22.202	9 -	37.214	132.9	20.526	106.4	28.095	124.7	1:25.835
4 -	1:16.747	48.7	37.496	58.4	48.853	58.3	2:43.096	10 -	37.123	130.3	20.501	105.8	28.018	125.0	1:25.642
5 -	1:09.293	56.7	34.328	59.4	36.181	125.2	2:19.802	11 -	37.119	129.8	20.506	104.7	28.183	125.0	1:25.808
6 -	36.758	133.7	20.538	105.7	28.394	127.1	1:25.690								

MSA Formula Ford Championship of Great Britain

RACE 1 - ROUND 16 - BEST SECTOR TIMES

SECTOR 1			SECTOR 2			SECTOR 3			IDEAL / BEST COMPARISON						
POS	NO	NAME	TIME	NO	NAME	TIME	NO	NAME	TIME	POS	NO	NAME	IDEAL	BEST	DIFF
1	6	BARKER	36.694	17	STUART	20.408	4	MCKENNA	27.972	1	4	MCKENNA	1:25.259	1:25.480	0.221
2	30	BENSON	36.754	12	ERICKSON	20.423	99	PALMER	28.018	2	99	PALMER	1:25.277	1:25.642	0.365
3	99	PALMER	36.758	4	MCKENNA	20.440	30	BENSON	28.074	3	30	BENSON	1:25.486	1:26.381	0.895
4	4	MCKENNA	36.847	7	FINDLAY	20.486	88	DE WIT	28.091	4	2	COLE	1:25.549	1:25.591	0.042
5	2	COLE	36.935	88	DE WIT	20.489	7	FINDLAY	28.098	5	6	BARKER	1:25.592	1:25.910	0.318
6	12	ERICKSON	37.012	2	COLE	20.499	2	COLE	28.115	6	12	ERICKSON	1:25.630	1:26.010	0.380
7	3	HILL	37.087	99	PALMER	20.501	17	STUART	28.115	7	7	FINDLAY	1:25.689	1:25.822	0.133
8	7	FINDLAY	37.105	10	JONES	20.525	6	BARKER	28.146	8	17	STUART	1:25.694	1:25.995	0.301
9	16	CUNILL	37.124	3	HILL	20.527	10	JONES	28.162	9	3	HILL	1:25.786	1:26.017	0.231
10	17	STUART	37.171	11	CAMMISH	20.573	3	HILL	28.172	10	88	DE WIT	1:25.877	1:25.952	0.075
11	28	VERNON	37.217	30	BENSON	20.658	16	CUNILL	28.183	11	11	CAMMISH	1:26.060	1:26.139	0.079
12	11	CAMMISH	37.280	5	GAMBERINI	20.682	12	ERICKSON	28.195	12	10	JONES	1:26.080	1:26.188	0.108
13	5	GAMBERINI	37.288	6	BARKER	20.752	11	CAMMISH	28.207	13	16	CUNILL	1:26.115	1:26.475	0.360
14	88	DE WIT	37.297	16	CUNILL	20.808	5	GAMBERINI	28.209	14	5	GAMBERINI	1:26.179	1:26.361	0.182
15	10	JONES	37.393	28	VERNON	20.808	28	VERNON	28.225	15	28	VERNON	1:26.250	1:26.376	0.126
16	77	BURI	37.511	14	JAFFER	20.958	77	BURI	28.411	16	77	BURI	1:26.906	1:27.271	0.365
17	14	JAFFER	37.615	77	BURI	20.984	14	JAFFER	28.512	17	14	JAFFER	1:27.085	1:27.364	0.279
18	15	MINGAY	38.079	15	MINGAY	21.117	15	MINGAY	28.747	18	15	MINGAY	1:27.943	1:28.187	0.244
19	21	NEWGARDEN	40.292	21	NEWGARDEN	42.062	21	NEWGARDEN	1:42.256	19	21	NEWGARDEN	3:04.610		
20															
21															

Perfect Lap	1:25.074
-------------	----------

MSA Formula Ford Championship of Great Britain
RACE 1 - ROUND 16 - SPEED TRAPS

SECTOR 1				SECTOR 2			FINISH LINE			
POS	NO	NAME	MPH	NO	NAME	MPH	NO	NAME	MPH	
1	2	James COLE	137.2	12	Daniel ERICKSON	109.1	2	James COLE	128.6	
2	10	Alex JONES	137.2	77	Antti BURI	107.9	4	Patrick MCKENNA	128.6	
3	11	Daniel CAMMISH	136.7	11	Daniel CAMMISH	107.7	3	Josh HILL	127.8	
4	6	Ben BARKER	135.8	88	Rogier DE WIT	107.7	30	Josh BENSON	127.8	
5	16	Jordi CUNILL	135.6	7	Garry FINDLAY	107.4	16	Jordi CUNILL	127.6	
6	17	Leroy STUART	135.3	3	Josh HILL	107.2	7	Garry FINDLAY	127.3	
7	4	Patrick MCKENNA	135.0	99	Chrissy PALMER	107.2	12	Daniel ERICKSON	127.3	
8	30	Josh BENSON	135.0	30	Josh BENSON	106.9	10	Alex JONES	127.1	
9	12	Daniel ERICKSON	134.8	10	Alex JONES	106.5	11	Daniel CAMMISH	127.1	
10	15	Tristan MINGAY	134.2	16	Jordi CUNILL	106.4	17	Leroy STUART	127.1	
11	77	Antti BURI	134.2	17	Leroy STUART	105.8	99	Chrissy PALMER	127.1	
12	99	Chrissy PALMER	133.7	15	Tristan MINGAY	105.5	6	Ben BARKER	126.9	
13	3	Josh HILL	133.4	28	Kieran VERNON	105.5	88	Rogier DE WIT	126.4	
14	7	Garry FINDLAY	133.4	14	Zaamin JAFFER	105.2	14	Zaamin JAFFER	126.1	
15	28	Kieran VERNON	133.4	4	Patrick MCKENNA	104.9	77	Antti BURI	126.1	
16	14	Zaamin JAFFER	132.9	6	Ben BARKER	104.2	28	Kieran VERNON	125.0	
17	5	Fabio GAMBERINI	131.3	2	James COLE	103.9	5	Fabio GAMBERINI	124.7	
18	88	Rogier DE WIT	130.8	5	Fabio GAMBERINI	103.7	15	Tristan MINGAY	123.6	
19	21	Josef NEWGARDEN	129.8	21	Josef NEWGARDEN	51.4	21	Josef NEWGARDEN	54.1	
20										
21										

MSA Formula Ford Championship of Great Britain

RACE 1 - ROUND 16 - POSITION CHART

No	Name	Laps Pos	1	2	3	4	5	6	7	8	9	10	11
			7	Garry FINDLAY	1	7	7	7	7	7	7	99	99
99	Chrissy PALMER	2	99	99	99	99	99	99	7	7	7	4	4
10	Alex JONES	3	10	10	10	10	10	10	10	4	4	7	7
4	Patrick MCKENNA	4	4	4	4	4	4	4	4	10	10	2	2
2	James COLE	5	2	2	2	2	2	2	2	2	17	12	12
17	Leroy STUART	6	17	17	17	17	17	17	17	17	2	10	10
30	Josh BENSON	7	30	30	30	30	30	30	30	12	12	30	30
16	Jordi CUNILL	8	16	12	12	12	12	12	12	30	30	11	16
12	Daniel ERICKSON	9	12	16	16	16	16	16	16	16	11	16	11
28	Kieran VERNON	10	28	28	28	28	28	28	11	11	16	28	3
14	Zaamin JAFFER	11	14	14	14	14	14	11	28	28	28	3	28
11	Daniel CAMMISH	12	11	11	11	11	11	14	3	3	3	5	5
3	Josh HILL	13	3	3	3	3	3	3	5	5	5	17	17
77	Antti BURI	14	77	77	77	77	77	5	14	14	77	77	77
5	Fabio GAMBERINI	15	5	5	5	5	5	77	77	77	14	14	14
15	Tristan MINGAY	16	15	15	15	15	15	15	15	15	88	88	88
6	Ben BARKER	17	6	88	88	88	88	88	88	88	15	15	15
88	Rogier DE WIT	18	88	6	6	6	6	6	6	6	6	6	6
21	Josef NEWGARDEN	19	21										

MSA Formula Ford Championship of Great Britain

RACE 7 - ROUND 17 - CLASSIFICATION

POS	NO	CL	DRIVER / TEAM	CAR	LAPS	TIME	GAP	DIFF	MPH	BEST	ON
1	21	C	Josef NEWGARDEN (USA) JTR/Robo-Pong	Mygale SJ09	13	18:45.286			93.53	1:25.120	9
2	12	C	Daniel ERICKSON (AUS) Kevin Mills Racing	SPECTRUM 011C	13	18:48.359	3.073	3.073	93.27	1:25.521	8
3	4	C	Patrick MCKENNA (IRL) Jamun Racing	Mygale 09	13	18:48.405	3.119	0.046	93.27	1:25.203	10
4	7	C	Garry FINDLAY (GBR) Fluid Motorsport	Van Diemen 09	13	18:48.717	3.431	0.312	93.24	1:25.378	9
5	2	C	James COLE (GBR) Jamun Racing	Mygale 09	13	18:48.864	3.578	0.147	93.23	1:25.536	10
6	11	S	Daniel CAMMISH (GBR) Kevin Mills Racing	SPECTRUM 011C	13	18:54.344	9.058	5.480	92.78	1:26.041	8
7	88	C	Rogier DE WIT (NED) Getem Racing	Mygale 07	13	18:56.619	11.333	2.275	92.60	1:25.675	10
8	10	C	Alex JONES (GBR) Kevin Mills Racing	SPECTRUM 011C	13	18:58.412	13.126	1.793	92.45	1:26.076	3
9	6	C	Ben BARKER (GBR) Fluid Motorsport	Van Diemen 08	13	18:58.663	13.377	0.251	92.43	1:25.766	11
10	5	S	Fabio GAMBERINI (BRA) Fluid Motorsport	Van Diemen 08	13	18:58.821	13.535	0.158	92.42	1:26.199	9
11	3	C	Josh HILL (GBR) Jamun Racing	Mygale 09	13	18:59.054	13.768	0.233	92.40	1:26.277	11
12	30	S	Josh BENSON (GBR) GV Racing	Mygale SJ08	13	18:59.337	14.051	0.283	92.38	1:26.176	11
13	17	C	Liroy STUART (NED) JTR	Mygale SJ09	13	19:03.906	18.620	4.569	92.01	1:26.121	3
14	28	S	Kieran VERNON (GBR) Wrensport	Spirit WL06	13	19:04.134	18.848	0.228	91.99	1:26.383	3
15	19	S	Dan DE ZILLE (JEY) Minister International/Norwichhealthshop	Mygale SJ08/21	13	19:04.872	19.586	0.738	91.93	1:26.701	11
16	77	C	Antti BURI (FIN) LMS Racing OY/Formula Spares	MTEC FD 09	13	19:09.660	24.374	4.788	91.55	1:26.753	5
17	14	S	Zaamin JAFFER (IND) Raysport/Circuit Design	Ray GR 08	13	19:19.221	33.935	9.561	90.79	1:26.810	5
18	16	C	Jordi CUNILL (ESP) GV Racing	Mygale SJ08	13	19:19.685	34.399	0.464	90.75	1:26.398	8
19	44	S	Mark HARPER (GBR) InterMotorsport	Van Diemen 07	13	19:25.793	40.507	6.108	90.28	1:28.139	8
20	15	S	Tristan MINGAY (GBR) Raysport	Ray GR 08	13	19:39.285	53.999	13.492	89.25	1:27.664	6

NOT CLASSIFIED

DNF	99	C	Chrissy PALMER (GBR) Jamun Racing/Sterling Motorsport	Mygale 09	11	15:56.049	2 laps	2 laps	93.15	1:25.635	6
-----	----	---	---	-----------	----	-----------	--------	--------	-------	----------	---

FASTEST LAP

21	C	Josef NEWGARDEN (USA) JTR/Robo-Pong	Mygale SJ09	9	1:25.120	95.11 mph	153.07 kph
11	S	Daniel CAMMISH (GBR) Kevin Mills Racing	SPECTRUM 011C	8	1:26.041	94.09 mph	151.43 kph

Weather / Track : Bright / Dry

These results are provisional until the conclusion of any judicial and technical matters.

Silverstone International
Circuit Length = 2.2490 miles
Start: 11:19 End: 11:39

Clerk of Course :	Timekeeper :
-------------------	--------------

MSA Formula Ford Championship of Great Britain
RACE 7 - ROUND 17 - LAP CHART

Lap 1			Lap 2			Lap 3			Lap 4			Lap 5		
No	Behind	Laptime	No	Behind	Laptime	No	Behind	Laptime	No	Behind	Laptime	No	Behind	Laptime
99		1:33.554	99		1:26.000	99		1:26.557	99		1:25.926	99		1:25.735
12	0.460	1:34.014	12	0.309	1:25.849	12	0.428	1:26.676	12	0.704	1:26.202	12	0.985	1:26.016
4	0.959	1:34.513	4	0.656	1:25.697	4	0.803	1:26.704	21	1.538	1:26.507	21	1.808	1:26.005
7	1.394	1:34.948	7	0.912	1:25.518	21	0.957	1:25.479	4	1.604	1:26.727	4	2.402	1:26.533
10	1.523	1:35.077	21	2.035	1:25.599	7	1.288	1:26.933	2	2.133	1:26.188	7	2.657	1:26.099
2	1.715	1:35.269	2	2.635	1:26.920	2	1.871	1:25.793	7	2.293	1:26.931	2	2.847	1:26.449
17	2.302	1:35.856	10	2.844	1:27.321	10	2.363	1:26.076	10	2.930	1:26.493	10	4.406	1:27.211
21	2.436	1:35.990	17	3.099	1:26.797	17	2.663	1:26.121	17	3.220	1:26.483	17	4.613	1:27.128
88	3.348	1:36.902	16	4.404	1:26.751	11	5.115	1:26.536	11	5.374	1:26.185	11	5.839	1:26.200
16	3.653	1:37.207	88	4.557	1:27.209	5	5.370	1:27.033	88	6.137	1:26.481	88	6.800	1:26.398
5	4.006	1:37.560	5	4.894	1:26.888	88	5.582	1:27.582	5	6.438	1:26.994	5	7.127	1:26.424
30	4.341	1:37.895	11	5.136	1:26.479	3	6.082	1:27.033	30	6.846	1:26.577	30	7.559	1:26.448
11	4.657	1:38.211	30	5.439	1:27.098	30	6.195	1:27.313	3	7.292	1:27.136	3	8.304	1:26.747
3	4.946	1:38.500	3	5.606	1:26.660	6	6.610	1:25.925	6	7.507	1:26.823	6	8.591	1:26.819
19	5.716	1:39.270	19	6.810	1:27.094	19	7.504	1:27.251	28	8.689	1:26.975	28	9.700	1:26.746
14	6.194	1:39.748	6	7.242	1:26.481	28	7.640	1:26.383	19	9.559	1:27.981	19	10.710	1:26.886
28	6.383	1:39.937	14	7.731	1:27.537	14	8.344	1:27.170	14	10.078	1:27.660	14	11.153	1:26.810
77	6.596	1:40.150	28	7.814	1:27.431	77	8.448	1:26.853	77	10.329	1:27.807	77	11.347	1:26.753
6	6.761	1:40.315	77	8.152	1:27.556	15	11.952	1:27.884	15	14.158	1:28.132	44	18.347	1:29.240
44	7.366	1:40.920	44	10.238	1:28.872	44	12.550	1:28.869	44	14.842	1:28.218	16	21.491	1:26.591
15	7.798	1:41.352	15	10.625	1:28.827	16	20.142	1:42.295	16	20.635	1:26.419	15	25.675	1:37.252

MSA Formula Ford Championship of Great Britain
RACE 7 - ROUND 17 - LAP CHART

Lap 6			Lap 7			Lap 8			Lap 9			Lap 10		
No	Behind	Laptime	No	Behind	Laptime	No	Behind	Laptime	No	Behind	Laptime	No	Behind	Laptime
99		1:25.635	99		1:25.963	99		1:25.661	99		1:25.858	21		1:26.857
12	1.198	1:25.848	21	1.099	1:25.475	21	0.835	1:25.397	21	0.097	1:25.120	99	0.053	1:27.007
21	1.587	1:25.414	12	1.704	1:26.469	12	1.564	1:25.521	12	1.396	1:25.690	12	0.167	1:25.725
7	2.670	1:25.648	4	3.398	1:26.617	4	2.956	1:25.219	4	2.400	1:25.302	4	0.649	1:25.203
4	2.744	1:25.977	7	3.904	1:27.197	7	3.758	1:25.515	7	3.278	1:25.378	7	1.828	1:25.504
2	3.047	1:25.835	2	3.970	1:26.886	2	4.195	1:25.886	2	4.180	1:25.843	2	2.762	1:25.536
10	5.284	1:26.513	10	5.895	1:26.574	10	6.824	1:26.590	11	7.813	1:26.723	11	7.085	1:26.226
17	5.861	1:26.883	17	6.366	1:26.468	11	6.948	1:26.041	10	8.251	1:27.285	10	7.374	1:26.077
11	6.311	1:26.107	11	6.568	1:26.220	17	8.044	1:27.339	88	8.916	1:26.539	88	7.637	1:25.675
88	6.999	1:25.834	88	6.875	1:25.839	88	8.235	1:27.021	17	9.334	1:27.148	6	9.253	1:26.766
5	8.543	1:27.051	5	9.054	1:26.474	6	9.408	1:25.936	6	9.441	1:25.891	5	10.013	1:26.448
30	8.743	1:26.819	6	9.133	1:26.188	5	10.178	1:26.785	5	10.519	1:26.199	30	10.808	1:26.566
6	8.908	1:25.952	30	9.818	1:27.038	30	10.623	1:26.466	30	11.196	1:26.431	3	10.964	1:26.500
3	9.320	1:26.651	3	9.962	1:26.605	3	10.809	1:26.508	3	11.418	1:26.467	17	15.281	1:32.901
28	10.638	1:26.573	28	12.543	1:27.868	28	14.169	1:27.287	28	15.838	1:27.527	28	15.865	1:26.981
19	11.878	1:26.803	19	13.271	1:27.356	19	14.488	1:26.878	19	15.879	1:27.249	19	16.133	1:27.208
77	13.124	1:27.412	77	14.654	1:27.493	77	16.165	1:27.172	77	17.615	1:27.308	77	18.332	1:27.671
14	13.216	1:27.698	14	15.219	1:27.966	16	24.445	1:26.398	16	25.183	1:26.596	14	27.555	1:28.057
44	21.577	1:28.865	16	23.708	1:27.256	14	25.412	1:35.854	14	26.452	1:26.898	44	31.879	1:29.211
16	22.415	1:26.559	44	24.723	1:29.109	44	27.201	1:28.139	44	29.622	1:28.279	16	31.944	1:33.715
15	27.704	1:27.664	15	37.361	1:35.620	15	40.283	1:28.583	15	42.804	1:28.379	15	44.752	1:28.902

MSA Formula Ford Championship of Great Britain
RACE 7 - ROUND 17 - LAP CHART

Lap 11			Lap 12			Lap 13		
No	Behind	Laptime	No	Behind	Laptime	No	Behind	Laptime
21		1:26.236	21		1:25.486	21		1:25.721
12	0.575	1:26.644	12	1.853	1:26.764	12	3.073	1:26.941
4	1.144	1:26.731	4	1.995	1:26.337	4	3.119	1:26.845
7	1.753	1:26.161	7	2.306	1:26.039	7	3.431	1:26.846
99	1.970	1:28.153	2	2.525	1:25.816	2	3.578	1:26.774
2	2.195	1:25.669	11	8.287	1:26.517	11	9.058	1:26.492
11	7.256	1:26.407	10	9.996	1:27.657	88	11.333	1:26.936
10	7.825	1:26.687	88	10.118	1:27.747	10	13.126	1:28.851
88	7.857	1:26.456	6	10.228	1:26.931	6	13.377	1:28.870
6	8.783	1:25.766	5	11.563	1:26.903	5	13.535	1:27.693
5	10.146	1:26.369	30	11.777	1:26.515	3	13.768	1:27.554
30	10.748	1:26.176	3	11.935	1:26.416	30	14.051	1:27.995
3	11.005	1:26.277	17	17.224	1:26.992	17	18.620	1:27.117
17	15.718	1:26.673	28	17.749	1:27.117	28	18.848	1:26.820
28	16.118	1:26.489	19	18.145	1:27.033	19	19.586	1:27.162
19	16.598	1:26.701	77	21.705	1:27.738	77	24.374	1:28.390
77	19.453	1:27.357	14	31.308	1:27.821	14	33.935	1:28.348
14	28.973	1:27.654	16	33.681	1:26.649	16	34.399	1:26.439
16	32.518	1:26.810	44	37.671	1:29.262	44	40.507	1:28.557
44	33.895	1:28.252	15	51.011	1:29.280	15	53.999	1:28.709
15	47.217	1:28.701						

MSA Formula Ford Championship of Great Britain
RACE 7 - ROUND 17 - SECTOR ANALYSIS

2	James COLE				C Jamun Racing										
1-	134.2	20.792	97.8	28.353	128.1	1:35.269	8-	37.011	136.4	20.732	102.6	28.143	127.3	1:25.886	
2-	37.301	134.2	20.766	105.4	28.853	126.6	1:26.920	9-	36.986	134.8	20.663	101.4	28.194	125.9	1:25.843
3-	36.990	134.5	20.655	102.5	28.148	127.1	1:25.793	10-	36.879	134.8	20.519	102.9	28.138	126.6	1:25.536
4-	36.789	135.3	20.913	98.0	28.486	127.3	1:26.188	11-	36.990	133.2	20.499	101.8	28.180	128.6	1:25.669
5-	37.406	129.3	20.883	103.1	28.160	128.8	1:26.449	12-	37.001	134.2	20.545	101.5	28.270	128.6	1:25.816
6-	36.741	137.8	20.989	101.2	28.105	127.8	1:25.835	13-	37.298	137.8	21.008	98.8	28.468	128.3	1:26.774
7-	37.230	137.2	20.970	100.3	28.686	126.9	1:26.886								
3	Josh HILL				C Jamun Racing										
1-	128.3	21.743	98.0	28.558	126.9	1:38.500	8-	37.184	134.8	21.124	102.0	28.200	127.6	1:26.508	
2-	37.371	127.8	21.109	105.2	28.180	126.9	1:26.660	9-	36.951	136.1	20.958	102.9	28.558	126.4	1:26.467
3-	37.193	132.4	21.359	100.5	28.481	125.2	1:27.033	10-	37.171	130.6	20.947	103.2	28.382	126.9	1:26.500
4-	38.198	133.7	20.731	103.2	28.207	125.9	1:27.136	11-	36.807	130.6	21.037	105.0	28.433	126.6	1:26.277
5-	37.160	135.6	21.404	98.4	28.183	124.5	1:26.747	12-	36.873	135.8	20.838	102.1	28.705	128.1	1:26.416
6-	37.586	133.7	20.838	100.6	28.227	127.3	1:26.651	13-	37.745	132.9	21.225	104.7	28.584	127.6	1:27.554
7-	37.158	135.0	20.968	103.2	28.479	127.6	1:26.605								
4	Patrick MCKENNA				C Jamun Racing										
1-	131.3	21.886	98.7	28.182	127.3	1:34.513	8-	36.780	134.2	20.392	104.2	28.047	126.9	1:25.219	
2-	36.688	135.8	20.774	101.8	28.235	127.6	1:25.697	9-	36.896	134.8	20.385	104.2	28.021	127.1	1:25.302
3-	37.065	133.4	21.361	101.4	28.278	127.1	1:26.704	10-	36.658	135.0	20.384	105.0	28.161	128.3	1:25.203
4-	37.128	134.8	21.389	96.7	28.210	125.4	1:26.727	11-	37.038	133.9	21.375	98.3	28.318	127.3	1:26.731
5-	37.684	131.3	20.595	106.9	28.254	126.6	1:26.533	12-	36.686	133.2	21.007	104.4	28.644	128.8	1:26.337
6-	36.861	135.6	20.732	103.6	28.384	128.6	1:25.977	13-	37.448	134.5	20.794	99.9	28.603	126.6	1:26.845
7-	37.387	136.4	20.841	102.0	28.389	126.4	1:26.617								
5	Fabio GAMBERINI				S Fluid Motorsport										
1-	127.3	21.438	97.3	28.714	125.0	1:37.560	8-	37.553	135.3	20.831	100.3	28.401	125.2	1:26.785	
2-	37.161	134.2	21.014	102.0	28.713	126.4	1:26.888	9-	37.124	133.2	20.735	102.5	28.340	125.7	1:26.199
3-	37.233	134.2	21.292	99.6	28.508	125.2	1:27.033	10-	37.233	133.2	20.797	99.4	28.418	124.5	1:26.448
4-	37.138	135.0	20.956	102.6	28.900	125.9	1:26.994	11-	37.007	133.7	20.881	96.1	28.481	123.8	1:26.369
5-	37.390	135.3	20.670	100.2	28.364	126.6	1:26.424	12-	37.382	131.6	20.849	98.3	28.672	125.2	1:26.903
6-	36.940	133.7	21.560	98.3	28.551	124.5	1:27.051	13-	37.538	131.6	21.076	94.0	29.079	127.1	1:27.693
7-	37.347	131.1	20.627	104.2	28.500	124.7	1:26.474								
6	Ben BARKER				C Fluid Motorsport										
1-	129.6	21.232	95.5	28.886	127.6	1:40.315	8-	37.304	132.4	20.583	105.0	28.049	125.0	1:25.936	
2-	37.151	132.1	21.056	103.2	28.274	126.1	1:26.481	9-	36.928	133.7	20.636	101.7	28.327	128.1	1:25.891
3-	37.236	132.1	20.658	101.1	28.031	126.4	1:25.925	10-	37.472	132.4	20.486	105.8	28.808	125.2	1:26.766
4-	37.772	129.8	20.893	103.6	28.158	127.8	1:26.823	11-	36.961	131.8	20.666	104.0	28.139	125.9	1:25.766
5-	37.045	134.8	21.566	100.0	28.208	126.9	1:26.819	12-	37.209	134.5	21.056	98.5	28.666	128.6	1:26.931
6-	36.872	133.2	20.666	103.1	28.414	128.1	1:25.952	13-	38.331	133.7	21.487	93.9	29.052	125.4	1:28.870
7-	37.324	133.2	20.756	104.0	28.108	126.9	1:26.188								
7	Garry FINDLAY				C Fluid Motorsport										
1-	132.1	21.560	96.3	28.481	125.9	1:34.948	8-	36.963	133.9	20.426	104.9	28.126	125.7	1:25.515	
2-	36.812	134.5	20.511	103.6	28.195	127.6	1:25.518	9-	36.731	134.2	20.442	104.4	28.205	125.9	1:25.378
3-	36.930	135.8	21.354	95.7	28.649	127.1	1:26.933	10-	36.921	133.2	20.385	105.0	28.198	125.9	1:25.504
4-	36.726	131.8	21.409	98.0	28.796	127.6	1:26.931	11-	36.724	134.2	20.767	103.1	28.670	126.1	1:26.161
5-	37.103	128.6	20.726	105.5	28.270	127.3	1:26.099	12-	36.712	134.2	20.454	106.9	28.873	126.9	1:26.039
6-	36.776	136.7	20.416	107.2	28.456	125.4	1:25.648	13-	37.349	135.6	20.816	101.5	28.681	126.6	1:26.846
7-	37.368	132.1	20.549	107.4	29.280	125.4	1:27.197								
10	Alex JONES				C Kevin Mills Racing										
1-	133.2	20.977	98.0	28.441		1:35.077	8-	37.529	130.3	20.695	101.7	28.366	124.0	1:26.590	
2-	37.578	134.5	21.130	105.0	28.613	127.6	1:27.321	9-	38.184	132.6	20.541	104.9	28.560	123.8	1:27.285
3-	36.912	135.6	20.843	102.1	28.321	127.8	1:26.076	10-	37.038	132.6	20.555	104.7	28.484	126.6	1:26.077
4-	37.110	133.7	20.932	102.1	28.451	125.4	1:26.493	11-	36.942	132.6	20.849	103.4	28.896	124.0	1:26.687
5-	37.143	134.2	21.571	100.0	28.497	124.0	1:27.211	12-	37.885	132.1	21.041	100.6	28.731	124.5	1:27.657
6-	37.204	131.1	20.855	105.8	28.454	124.0	1:26.513	13-	38.513	132.9	21.339	99.6	28.999	123.6	1:28.851
7-	37.492	130.3	20.703	103.9	28.379	124.7	1:26.574								

Silverstone International
Circuit Length = 2.2490 miles
Start: 11:19 End: 11:39

Weather / Track : Bright / Dry

MSA Formula Ford Championship of Great Britain
RACE 7 - ROUND 17 - SECTOR ANALYSIS

11	Daniel CAMMISH				S Kevin Mills Racing										
1-	133.7	22.037	95.3	28.562	127.3	1:38.211	8-	37.080	134.2	20.691	101.8	28.270	126.9	1:26.041	
2-	37.225	133.9	20.666	103.7	28.588	125.9	1:26.479	9-	37.635	131.1	20.634	103.9	28.454	123.6	1:26.723
3-	37.074	132.6	20.949	104.5	28.513	122.9	1:26.536	10-	37.191	131.1	20.569	105.5	28.466	123.6	1:26.226
4-	37.052	131.6	20.669	104.7	28.464	123.8	1:26.185	11-	37.198	130.6	20.659	103.6	28.550	123.6	1:26.407
5-	37.399	130.6	20.413	102.8	28.388	124.5	1:26.200	12-	37.361	129.3	20.652	100.6	28.504	124.7	1:26.517
6-	37.151	132.9	20.649	103.4	28.307	125.7	1:26.107	13-	37.288	130.1	20.570	102.6	28.634	123.1	1:26.492
7-	36.878	135.0	20.953	104.4	28.389	128.1	1:26.220								
12	Daniel ERICKSON				C Kevin Mills Racing										
1-	135.3	20.995	102.5	28.230	126.9	1:34.014	8-	37.005	133.9	20.278	103.7	28.238		1:25.521	
2-	37.086	133.7	20.667	104.4	28.096	1:25.849	9-	37.075	132.6	20.329	103.4	28.286	127.1	1:25.690	
3-	37.372	129.6	21.089	102.0	28.215	125.0	1:26.676	10-	37.027	131.8	20.297	105.7	28.401	129.1	1:25.725
4-	36.990	131.6	20.737	99.4	28.475	125.7	1:26.202	11-	37.557	129.6	20.731	101.5	28.356	126.4	1:26.644
5-	37.227	131.8	20.586	105.0	28.203	125.2	1:26.016	12-	37.147	133.2	20.912	106.9	28.705	125.7	1:26.764
6-	37.196	131.1	20.487	103.6	28.165	126.1	1:25.848	13-	37.608	131.6	20.575	105.2	28.758		1:26.941
7-	37.645	128.8	20.626	102.6	28.198	127.8	1:26.469								
14	Zaamin JAFFER				S Raysport/Circuit Design										
1-	127.8	22.093	100.6	28.895	125.0	1:39.748	8-	46.457	132.4	20.933	103.2	28.464	124.0	1:35.854	
2-	37.608	132.4	20.974	103.1	28.955	126.1	1:27.537	9-	37.453	131.3	20.823	104.4	28.622	123.4	1:26.898
3-	37.605	134.2	21.064	102.6	28.501	124.7	1:27.170	10-	38.007	130.3	20.983	103.4	29.067	122.7	1:28.057
4-	37.603	133.4	21.249	94.9	28.808	125.4	1:27.660	11-	37.693	129.3	21.170	103.9	28.791	123.6	1:27.654
5-	37.281	132.6	21.013	100.9	28.516	125.4	1:26.810	12-	38.041	128.6	20.909	105.7	28.871	123.4	1:27.821
6-	37.626	132.1	20.980	106.7	29.092	124.5	1:27.698	13-	37.839	129.3	21.703	105.5	28.806	122.7	1:28.348
7-	38.167	128.8	21.152	104.7	28.647	125.2	1:27.966								
15	Tristan MINGAY				S Raysport										
1-	129.1	21.822	96.1	29.371	125.0	1:41.352	8-	38.581	126.6	21.056	102.9	28.946	122.5	1:28.583	
2-	38.526	130.8	21.077	105.7	29.224	124.5	1:28.827	9-	37.687	128.3	21.095	104.4	29.597	122.5	1:28.379
3-	37.738	130.1	21.248	103.6	28.898	122.5	1:27.884	10-	38.477	126.9	21.163	101.1	29.262	122.7	1:28.902
4-	38.059	128.6	21.039	104.2	29.034	122.9	1:28.132	11-	38.367	127.8	21.204	103.7	29.130	122.2	1:28.701
5-	47.010	128.1	21.258	101.1	28.984	122.2	1:37.252	12-	38.347	128.1	21.716	102.3	29.217	122.9	1:29.280
6-	37.731	129.1	21.074	102.1	28.859	122.9	1:27.664	13-	38.206	128.3	20.961	106.2	29.542	122.0	1:28.709
7-	45.097	128.1	21.346	104.5	29.177	122.9	1:35.620								
16	Jordi CUNILL				C GV Racing										
1-	134.5	21.114	99.4	28.949	127.1	1:37.207	8-	37.323	132.4	20.683	104.5	28.392	125.0	1:26.398	
2-	37.124	134.2	21.116	104.9	28.511	125.2	1:26.751	9-	37.135	131.8	20.857	101.1	28.604	124.0	1:26.596
3-	52.463	129.6	21.262	102.3	28.570	123.8	1:42.295	10-	37.377	131.8	21.045	101.1	35.293	124.7	1:33.715
4-	37.255	131.3	20.883	105.0	28.281	124.5	1:26.419	11-	37.630	131.3	20.788	104.4	28.392	124.3	1:26.810
5-	37.634	131.8	20.636	106.2	28.321	124.5	1:26.591	12-	37.311	131.3	20.851	103.9	28.487	125.4	1:26.649
6-	37.612	132.4	20.776	104.7	28.171	125.9	1:26.559	13-	37.350	132.1	20.770	105.5	28.319	126.4	1:26.439
7-	37.963	130.8	20.702	107.9	28.591	124.3	1:27.256								
17	Liroy STUART				C JTR										
1-	133.7	21.016	100.5	28.440	126.1	1:35.856	8-	37.838	134.2	20.891	106.2	28.610	125.4	1:27.339	
2-	37.378	135.0	20.735	103.6	28.684	127.1	1:26.797	9-	37.374	134.8	20.626	103.6	29.148	126.1	1:27.148
3-	36.940	135.8	20.839	104.0	28.342	126.6	1:26.121	10-	42.922	130.3	21.009	106.5	28.970	123.8	1:32.901
4-	36.933	135.8	20.976	103.6	28.574	126.4	1:26.483	11-	37.407	130.6	20.715	103.7	28.551	124.0	1:26.673
5-	36.921	135.6	21.212	105.0	28.995	126.9	1:27.128	12-	37.454	129.6	20.830	106.0	28.708	124.3	1:26.992
6-	37.247	134.5	20.893	104.2	28.743	125.7	1:26.883	13-	37.544	130.8	20.849	105.8	28.724	124.0	1:27.117
7-	37.264	133.7	20.795	103.7	28.409	126.1	1:26.468								
19	Dan DE ZILLE				S Minister International/Norwichhealthshop										
1-	131.8	22.061	103.7	28.678	123.6	1:39.270	8-	37.067	134.8	21.341	101.5	28.470	125.0	1:26.878	
2-	37.414	132.9	21.000	105.0	28.680	123.6	1:27.094	9-	37.522	133.4	21.132	102.1	28.595	121.1	1:27.249
3-	37.579	133.2	21.148	103.6	28.524	123.6	1:27.251	10-	37.688	134.5	20.849	106.5	28.671	125.2	1:27.208
4-	37.867	133.7	21.589	97.5	28.525	124.0	1:27.981	11-	37.057	135.6	20.995	106.5	28.649	125.0	1:26.701
5-	37.378	131.6	20.918	101.1	28.590	123.8	1:26.886	12-	37.290	132.9	21.107	102.0	28.636	125.2	1:27.033
6-	37.463	131.1	20.710	106.5	28.630	123.8	1:26.803	13-	37.425	132.4	21.031	104.5	28.706	123.8	1:27.162
7-	37.816	130.8	20.899	102.1	28.641	124.3	1:27.356								

Silverstone International
Circuit Length = 2.2490 miles
Start: 11:19 End: 11:39

Weather / Track : Bright / Dry

MSA Formula Ford Championship of Great Britain
RACE 7 - ROUND 17 - SECTOR ANALYSIS

21	Josef NEWGARDEN				C	JTR/Robo-Pong									
1-	132.6	20.933	101.7	27.948	127.8	1:35.990	8-	37.019	131.8	20.343	104.7	28.035	124.7	1:25.397	
2-	36.795	137.0	20.664	109.1	28.140	125.4	1:25.599	9-	36.713	133.4	20.375	101.8	28.032	125.9	1:25.120
3-	36.647	133.7	20.571	103.9	28.261	127.8	1:25.479	10-	37.455	133.9	20.884	105.5	28.518	123.6	1:26.857
4-	37.064	130.8	21.163	103.7	28.280	123.8	1:26.507	11-	37.563	130.6	20.633	103.2	28.040	123.4	1:26.236
5-	37.659	131.8	20.397	107.0	27.949	125.4	1:26.005	12-	36.999	130.3	20.458	104.7	28.029	124.3	1:25.486
6-	37.101	132.6	20.308	105.7	28.005	126.1	1:25.414	13-	37.101	130.6	20.586	103.1	28.034	123.4	1:25.721
7-	37.125	131.1	20.446	106.7	27.904	124.7	1:25.475								
28	Kieran VERNON				S	Wrensport									
1-	130.6	22.399	93.9	28.895	125.4	1:39.937	8-	37.688	131.3	21.091	104.4	28.508	123.4	1:27.287	
2-	37.448	132.9	21.626	105.0	28.357	127.3	1:27.431	9-	37.807	130.8	20.930	104.4	28.790	121.6	1:27.527
3-	37.310	133.2	20.850	103.1	28.223	126.1	1:26.383	10-	37.587	130.6	20.868	105.0	28.526	124.3	1:26.981
4-	37.662	131.6	21.015	103.7	28.298	124.3	1:26.975	11-	37.196	132.9	20.839	103.9	28.454	124.7	1:26.489
5-	37.246	131.6	21.067	102.5	28.433	124.5	1:26.746	12-	37.409	132.4	21.022	104.2	28.686	125.2	1:27.117
6-	37.167	131.8	20.935	104.0	28.471	124.3	1:26.573	13-	37.265	133.4	20.998	103.9	28.557	125.9	1:26.820
7-	38.327	130.3	21.010	104.4	28.531	123.8	1:27.868								
30	Josh BENSON				S	GV Racing									
1-	127.8	22.005	100.0	28.510	125.9	1:37.895	8-	37.176	134.8	21.105	103.2	28.185	126.6	1:26.466	
2-	37.875	134.2	20.904	107.4	28.319	125.7	1:27.098	9-	36.899	135.6	20.991	106.0	28.541	125.0	1:26.431
3-	37.251	134.8	21.316	102.5	28.746	127.6	1:27.313	10-	37.350	132.1	20.839	102.6	28.377	125.9	1:26.566
4-	37.881	130.6	20.617	104.5	28.079	127.1	1:26.577	11-	36.858	135.6	20.934	106.9	28.384	126.1	1:26.176
5-	37.395	134.8	20.813	103.1	28.240	126.9	1:26.448	12-	36.993	133.4	20.761	105.4	28.761	126.9	1:26.515
6-	36.982	133.9	21.143	101.2	28.694	126.9	1:26.819	13-	37.869	132.6	21.166	104.2	28.960	127.6	1:27.995
7-	37.405	133.4	21.089	103.6	28.544	126.1	1:27.038								
44	Mark HARPER				S	InterMotorsport									
1-	131.1	21.772	96.8	29.171	123.6	1:40.920	8-	38.068	131.3	21.092	102.3	28.979	122.9	1:28.139	
2-	38.280	131.1	21.371	101.7	29.221	122.7	1:28.872	9-	37.736	129.8	21.356	102.0	29.187	122.7	1:28.279
3-	38.563	132.1	21.287	101.4	29.019	123.6	1:28.869	10-	38.492	129.1	21.566	97.1	29.153	121.4	1:29.211
4-	37.946	131.6	21.264	101.4	29.008	122.5	1:28.218	11-	38.198	132.1	20.991	102.1	29.063	123.6	1:28.252
5-	38.749	127.6	21.526	94.9	28.965	123.4	1:29.240	12-	38.602	129.1	21.508	96.3	29.152	122.5	1:29.262
6-	38.632	128.8	21.267	95.2	28.966	122.2	1:28.865	13-	38.070	128.1	21.381	98.8	29.106	122.5	1:28.557
7-	38.935	128.6	21.187	99.6	28.987	122.9	1:29.109								
77	Antti BURI				C	LMS Racing OY/Formula Spares									
1-	129.1	21.833	93.9	28.965	126.9	1:40.150	8-	37.661	130.3	20.998	104.5	28.513	122.5	1:27.172	
2-	37.989	130.6	21.090	101.4	28.477	125.2	1:27.556	9-	37.650	130.8	21.032	104.2	28.626	121.6	1:27.308
3-	37.631	133.4	20.938	101.5	28.284	125.9	1:26.853	10-	37.913	130.8	21.292	104.4	28.466	122.2	1:27.671
4-	37.646	131.1	21.321	97.5	28.840	123.8	1:27.807	11-	37.780	129.8	21.156	106.2	28.421	122.7	1:27.357
5-	37.403	134.8	21.000	102.1	28.350	125.7	1:26.753	12-	37.893	130.3	21.084	105.4	28.761	122.9	1:27.738
6-	37.823	131.8	20.854	104.0	28.735	123.1	1:27.412	13-	38.282	131.3	21.382	105.8	28.726	123.1	1:28.390
7-	38.201	129.1	20.914	104.9	28.378	124.5	1:27.493								
88	Rogier DE WIT				C	Getem Racing									
1-	126.6	20.980	108.8	28.595	125.4	1:36.902	8-	37.481	135.8	20.890	106.5	28.650	127.3	1:27.021	
2-	37.352	133.2	21.338	102.9	28.519	127.6	1:27.209	9-	37.266	133.9	20.806	101.1	28.467	125.4	1:26.539
3-	37.447	132.6	21.632	102.6	28.503	125.9	1:27.582	10-	36.902	134.2	20.517	101.8	28.256	127.6	1:25.675
4-	36.996	134.2	20.938	107.9	28.547	125.7	1:26.481	11-	36.791	131.1	20.877	99.6	28.788	124.5	1:26.456
5-	37.413	132.9	20.483	106.0	28.502	125.7	1:26.398	12-	37.815	131.3	21.206	97.7	28.726	127.1	1:27.747
6-	37.157	132.9	20.559	102.9	28.118	126.1	1:25.834	13-	37.926	130.8	20.759	102.8	28.251	124.7	1:26.936
7-	36.927	133.7	20.648	101.7	28.264	127.6	1:25.839								
99	Chrissy PALMER				C	Jamun Racing/Sterling Motorsport									
1-	133.2	20.739	104.9	28.227	124.0	1:33.554	7-	37.236	130.3	20.548	106.2	28.179	124.5	1:25.963	
2-	37.196	130.6	20.567	106.5	28.237	124.5	1:26.000	8-	36.962	131.1	20.533	107.0	28.166	125.0	1:25.661
3-	37.576	132.4	20.772	104.0	28.209	124.0	1:26.557	9-	36.955	130.8	20.560	104.9	28.343	124.3	1:25.858
4-	36.923	131.3	20.597	106.0	28.406	124.5	1:25.926	10-	37.514	131.8	20.720	104.2	28.773	124.3	1:27.007
5-	37.009	130.6	20.510	104.9	28.216	125.0	1:25.735	11-	37.931	134.8	21.293	96.4	28.929	127.8	1:28.153
6-	36.977	131.1	20.455	105.0	28.203	125.0	1:25.635								

Silverstone International
Circuit Length = 2.2490 miles
Start: 11:19 End: 11:39

Weather / Track : Bright / Dry

MSA Formula Ford Championship of Great Britain

RACE 7 - ROUND 17 - BEST SECTOR TIMES

SECTOR 1			SECTOR 2			SECTOR 3			IDEAL / BEST COMPARISON							
POS	NO	NAME	TIME	NO	NAME	TIME	NO	NAME	TIME	POS	NO	NAME	IDEAL	BEST	DIFF	
1	21	NEWGARDEN	36.647	12	ERICKSON	20.278	21	NEWGARDEN	27.904	1	21	NEWGARDEN	1:24.859	1:25.120	0.261	
2	4	MCKENNA	36.658	21	NEWGARDEN	20.308	4	MCKENNA	28.021	2	4	MCKENNA	1:25.063	1:25.203	0.140	
3	7	FINDLAY	36.712	4	MCKENNA	20.384	6	BARKER	28.031	3	7	FINDLAY	1:25.223	1:25.378	0.155	
4	2	COLE	36.741	7	FINDLAY	20.385	30	BENSON	28.079	4	2	COLE	1:25.345	1:25.536	0.191	
5	88	DE WIT	36.791	11	CAMMISH	20.413	12	ERICKSON	28.096	5	12	ERICKSON	1:25.364	1:25.521	0.157	
6	3	HILL	36.807	99	PALMER	20.455	2	COLE	28.105	6	6	BARKER	1:25.389	1:25.766	0.377	
7	30	BENSON	36.858	88	DE WIT	20.483	88	DE WIT	28.118	7	88	DE WIT	1:25.392	1:25.675	0.283	
8	6	BARKER	36.872	6	BARKER	20.486	7	FINDLAY	28.126	8	99	PALMER	1:25.544	1:25.635	0.091	
9	11	CAMMISH	36.878	2	COLE	20.499	99	PALMER	28.166	9	30	BENSON	1:25.554	1:26.176	0.622	
10	10	JONES	36.912	10	JONES	20.541	16	CUNILL	28.171	10	11	CAMMISH	1:25.561	1:26.041	0.480	
11	17	STUART	36.921	30	BENSON	20.617	3	HILL	28.180	11	3	HILL	1:25.718	1:26.277	0.559	
12	99	PALMER	36.923	17	STUART	20.626	28	VERNON	28.223	12	10	JONES	1:25.774	1:26.076	0.302	
13	5	GAMBERINI	36.940	5	GAMBERINI	20.627	11	CAMMISH	28.270	13	17	STUART	1:25.889	1:26.121	0.232	
14	12	ERICKSON	36.990	16	CUNILL	20.636	77	BURI	28.284	14	5	GAMBERINI	1:25.907	1:26.199	0.292	
15	19	DE ZILLE	37.057	19	DE ZILLE	20.710	10	JONES	28.321	15	16	CUNILL	1:25.931	1:26.398	0.467	
16	16	CUNILL	37.124	3	HILL	20.731	5	GAMBERINI	28.340	16	28	VERNON	1:26.229	1:26.383	0.154	
17	28	VERNON	37.167	14	JAFFER	20.823	17	STUART	28.342	17	19	DE ZILLE	1:26.237	1:26.701	0.464	
18	14	JAFFER	37.281	28	VERNON	20.839	14	JAFFER	28.464	18	77	BURI	1:26.541	1:26.753	0.212	
19	77	BURI	37.403	77	BURI	20.854	19	DE ZILLE	28.470	19	14	JAFFER	1:26.568	1:26.810	0.242	
20	15	MINGAY	37.687	15	MINGAY	20.961	15	MINGAY	28.859	20	15	MINGAY	1:27.507	1:27.664	0.157	
21	44	HARPER	37.736	44	HARPER	20.991	44	HARPER	28.965	21	44	HARPER	1:27.692	1:28.139	0.447	
											Perfect Lap		1:24.829			

MSA Formula Ford Championship of Great Britain
RACE 7 - ROUND 17 - SPEED TRAPS


SECTOR 1				SECTOR 2			FINISH LINE			
POS	NO	NAME	MPH	NO	NAME	MPH	NO	NAME	MPH	
1	2	James COLE	137.8	21	Josef NEWGARDEN	109.1	12	Daniel ERICKSON	129.1	
2	21	Josef NEWGARDEN	137.0	88	Rogier DE WIT	108.8	2	James COLE	128.8	
3	7	Garry FINDLAY	136.7	16	Jordi CUNILL	107.9	4	Patrick MCKENNA	128.8	
4	4	Patrick MCKENNA	136.4	7	Garry FINDLAY	107.4	6	Ben BARKER	128.6	
5	3	Josh HILL	136.1	30	Josh BENSON	107.4	3	Josh HILL	128.1	
6	17	Liroy STUART	135.8	99	Chrissy PALMER	107.0	11	Daniel CAMMISH	128.1	
7	88	Rogier DE WIT	135.8	4	Patrick MCKENNA	106.9	10	Alex JONES	127.8	
8	10	Alex JONES	135.6	12	Daniel ERICKSON	106.9	21	Josef NEWGARDEN	127.8	
9	19	Dan DE ZILLE	135.6	14	Zaamin JAFFER	106.7	99	Chrissy PALMER	127.8	
10	30	Josh BENSON	135.6	17	Liroy STUART	106.5	7	Garry FINDLAY	127.6	
11	5	Fabio GAMBERINI	135.3	19	Dan DE ZILLE	106.5	30	Josh BENSON	127.6	
12	12	Daniel ERICKSON	135.3	15	Tristan MINGAY	106.2	88	Rogier DE WIT	127.6	
13	11	Daniel CAMMISH	135.0	77	Antti BURI	106.2	28	Kieran VERNON	127.3	
14	6	Ben BARKER	134.8	6	Ben BARKER	105.8	5	Fabio GAMBERINI	127.1	
15	77	Antti BURI	134.8	10	Alex JONES	105.8	16	Jordi CUNILL	127.1	
16	99	Chrissy PALMER	134.8	11	Daniel CAMMISH	105.5	17	Liroy STUART	127.1	
17	16	Jordi CUNILL	134.5	2	James COLE	105.4	77	Antti BURI	126.9	
18	14	Zaamin JAFFER	134.2	3	Josh HILL	105.2	14	Zaamin JAFFER	126.1	
19	28	Kieran VERNON	133.4	28	Kieran VERNON	105.0	19	Dan DE ZILLE	125.2	
20	44	Mark HARPER	132.1	5	Fabio GAMBERINI	104.2	15	Tristan MINGAY	125.0	
21	15	Tristan MINGAY	130.8	44	Mark HARPER	102.3	44	Mark HARPER	123.6	

MSA Formula Ford Championship of Great Britain

RACE 7 - ROUND 17 - POSITION CHART

No	Name	Laps Pos	1	2	3	4	5	6	7	8	9	10	11	12	13
			99	Chrissy PALMER	1	99	99	99	99	99	99	99	99	99	21
12	Daniel ERICKSON	2	12	12	12	12	12	12	21	21	21	99	12	12	12
4	Patrick MCKENNA	3	4	4	4	21	21	21	12	12	12	12	4	4	4
7	Garry FINDLAY	4	7	7	21	4	4	7	4	4	4	4	7	7	7
10	Alex JONES	5	10	21	7	2	7	4	7	7	7	7	99	2	2
2	James COLE	6	2	2	2	7	2	2	2	2	2	2	2	11	11
17	Leroy STUART	7	17	10	10	10	10	10	10	10	11	11	11	10	88
21	Josef NEWGARDEN	8	21	17	17	17	17	17	17	11	10	10	10	88	10
88	Rogier DE WIT	9	88	16	11	11	11	11	11	17	88	88	88	6	6
16	Jordi CUNILL	10	16	88	5	88	88	88	88	88	17	6	6	5	5
5	Fabio GAMBERINI	11	5	5	88	5	5	5	5	6	6	5	5	30	3
30	Josh BENSON	12	30	11	3	30	30	30	6	5	5	30	30	3	30
11	Daniel CAMMISH	13	11	30	30	3	3	6	30	30	30	3	3	17	17
3	Josh HILL	14	3	3	6	6	6	3	3	3	3	17	17	28	28
19	Dan DE ZILLE	15	19	19	19	28	28	28	28	28	28	28	28	19	19
14	Zaamin JAFFER	16	14	6	28	19	19	19	19	19	19	19	19	77	77
28	Kieran VERNON	17	28	14	14	14	14	77	77	77	77	77	77	14	14
77	Antti BURI	18	77	28	77	77	77	14	14	16	16	14	14	16	16
6	Ben BARKER	19	6	77	15	15	44	44	16	14	14	44	16	44	44
44	Mark HARPER	20	44	44	44	44	16	16	44	44	44	16	44	15	15
15	Tristan MINGAY	21	15	15	16	16	15	15	15	15	15	15	15		

MSA Formula Ford Championship of Great Britain
RACE 13 - ROUND 18 - GRID

ROW 11	1:27.664 15 Tristan MINGAY	1:28.139 44 Mark HARPER
ROW 10	1:26.753 77 Antti BURI	1:26.810 14 Zaamin JAFFER
ROW 9	1:26.398 16 Jordi CUNILL	1:26.701 19 Dan DE ZILLE
ROW 8	1:26.277 3 Josh HILL	1:26.383 28 Kieran VERNON
ROW 7	1:26.176 30 Josh BENSON	1:26.199 5 Fabio GAMBERINI
ROW 6	1:26.076 10 Alex JONES	1:26.121 17 Liroy STUART
ROW 5	1:25.766 6 Ben BARKER	1:26.041 11 Daniel CMMISH
ROW 4	1:25.635 99 Chrissy PALMER	1:25.675 88 Rogier DE WIT
ROW 3	1:25.521 12 Daniel ERICKSON	1:25.536 2 James COLE
ROW 2	1:25.203 4 Patrick MCKENNA	1:25.378 7 Garry FINDLAY
ROW 1		1:25.120 21 Josef NEWGARDEN
Pole		
		

Silverstone International
 Circuit Length = 2.2490 miles

Clerk of Course :		Timekeeper :

MSA Formula Ford Championship of Great Britain

RACE 13 - ROUND 18 - CLASSIFICATION

POS	NO	CL	DRIVER / TEAM	CAR	LAPS	TIME	GAP	DIFF	MPH	BEST	ON
1	2	C	James COLE (GBR) Jamun Racing	Mygale 09	13	18:47.523			93.34	1:25.628	8
2	4	C	Patrick MCKENNA (IRL) Jamun Racing	Mygale 09	13	18:50.604	3.081	3.081	93.09	1:25.979	7
3	99	C	Chrissy PALMER (GBR) Jamun Racing/Sterling Motorsport	Mygale 09	13	18:51.964	4.441	1.360	92.98	1:25.652	6
4	88	C	Rogier DE WIT (NED) Getem Racing	Mygale 07	13	18:52.466	4.943	0.502	92.94	1:25.807	11
5	6	C	Ben BARKER (GBR) Fluid Motorsport	Van Diemen 08	13	18:52.700	5.177	0.234	92.92	1:25.837	11
6	12	C	Daniel ERICKSON (AUS) Kevin Mills Racing	SPECTRUM 011C	13	18:53.091	5.568	0.391	92.88	1:25.815	12
7	11	S	Daniel CAMMISH (GBR) Kevin Mills Racing	SPECTRUM 011C	13	18:54.828	7.305	1.737	92.74	1:25.909	10
8	17	C	Liroy STUART (NED) JTR	Mygale SJ09	13	19:04.077	16.554	9.249	91.99	1:26.046	7
9	19	S	Dan DE ZILLE (JEY) Minister International/Norwichhealthshop	Mygale SJ08/21	13	19:04.519	16.996	0.442	91.96	1:26.575	13
10	5	S	Fabio GAMBERINI (BRA) Fluid Motorsport	Van Diemen 08	13	19:05.112	17.589	0.593	91.91	1:26.254	12
11	16	C	Jordi CUNILL (ESP) GV Racing	Mygale SJ08	13	19:10.504	22.981	5.392	91.48	1:25.773	7
12	30	S	Josh BENSON (GBR) GV Racing	Mygale SJ08	13	19:13.441	25.918	2.937	91.25	1:25.864	12
13	77	C	Antti BURI (FIN) LMS Racing OY/Formula Spares	MTEC FD 09	13	19:13.668	26.145	0.227	91.23	1:27.324	5
14	14	S	Zaamin JAFFER (IND) Raysport/Circuit Design	Ray GR 08	13	19:15.451	27.928	1.783	91.09	1:27.403	5
15	44	S	Mark HARPER (GBR) InterMotorsport	Van Diemen 07	13	19:26.178	38.655	10.727	90.25	1:27.868	8
16	21	C	Josef NEWGARDEN (USA) JTR/Robo-Pong	Mygale SJ09	13	19:29.190	41.667	3.012	90.02	1:26.704	4
17	15	S	Tristan MINGAY (GBR) Raysport	Ray GR 08	13	19:30.912	43.389	1.722	89.88	1:27.741	5
18	28	S	Kieran VERNON (GBR) Wrensport	Spirit WL06	13	19:52.777	1:05.254	21.865	88.24	1:27.016	5
NOT CLASSIFIED											
DNF	3	C	Josh HILL (GBR) Jamun Racing	Mygale 09	12	17:53.085	1 lap	1 lap	90.53	1:25.759	9
DNF	10	C	Alex JONES (GBR) Kevin Mills Racing	SPECTRUM 011C	7	10:36.228	6 laps	5 laps	89.07	1:26.724	5
DNF	7	C	Garry FINDLAY (GBR) Fluid Motorsport	Van Diemen 09	1	1:34.329	12 laps	6 laps	85.83		
FASTEST LAP											
	2	C	James COLE (GBR) Jamun Racing	Mygale 09	8	1:25.628			94.55 mph	152.16 kph	
	30	S	Josh BENSON (GBR) GV Racing	Mygale SJ08	12	1:25.864			94.29 mph	151.74 kph	

Weather / Track : Bright / Dry

These results are provisional until the conclusion of any judicial and technical matters.

Silverstone International
Circuit Length = 2.2490 miles
Start: 17:44 End: 18:04

Clerk of Course :	Timekeeper :
-------------------	--------------

MSA Formula Ford Championship of Great Britain

RACE 13 - ROUND 18 - LAP CHART

Lap 1			Lap 2			Lap 3			Lap 4			Lap 5		
No	Behind	Laptime	No	Behind	Laptime	No	Behind	Laptime	No	Behind	Laptime	No	Behind	Laptime
4		1:33.616	4		1:27.741	4		1:26.556	4		1:26.404	2		1:25.819
21	0.519	1:34.135	2	0.224	1:26.880	2	0.313	1:26.645	2	0.357	1:26.448	4	0.115	1:26.291
7	0.713	1:34.329	12	0.679	1:26.992	12	0.996	1:26.873	99	1.641	1:26.952	99	1.312	1:25.847
2	1.085	1:34.701	99	0.849	1:26.836	99	1.093	1:26.800	88	2.106	1:26.716	6	2.699	1:26.686
12	1.428	1:35.044	88	1.127	1:26.782	88	1.794	1:27.223	6	2.189	1:26.406	88	2.767	1:26.837
99	1.754	1:35.370	6	1.364	1:26.493	6	2.187	1:27.379	12	2.343	1:27.751	12	3.473	1:27.306
88	2.086	1:35.702	11	1.691	1:26.499	11	2.812	1:27.677	11	2.635	1:26.227	17	3.549	1:26.747
6	2.612	1:36.228	17	2.256	1:26.703	17	3.017	1:27.317	17	2.978	1:26.365	11	3.830	1:27.371
11	2.933	1:36.549	16	2.655	1:26.776	16	3.558	1:27.459	16	3.356	1:26.202	16	3.998	1:26.818
17	3.294	1:36.910	21	3.177	1:30.399	3	5.446	1:28.707	3	5.093	1:26.051	3	4.934	1:26.017
16	3.620	1:37.236	3	3.295	1:26.868	21	5.997	1:29.376	21	6.297	1:26.704	21	7.222	1:27.101
3	4.168	1:37.784	19	4.446	1:27.221	19	6.208	1:28.318	19	6.523	1:26.719	19	7.548	1:27.201
19	4.966	1:38.582	77	5.090	1:27.473	77	7.004	1:28.470	28	7.772	1:27.044	28	8.612	1:27.016
77	5.358	1:38.974	28	5.254	1:27.337	28	7.132	1:28.434	5	8.143	1:27.098	5	9.291	1:27.324
28	5.658	1:39.274	14	5.997	1:27.603	5	7.449	1:27.924	77	8.934	1:28.334	77	10.082	1:27.324
14	6.135	1:39.751	5	6.081	1:27.546	14	8.466	1:29.025	14	9.617	1:27.555	14	10.844	1:27.403
5	6.276	1:39.892	44	10.787	1:31.589	44	13.232	1:29.001	44	15.237	1:28.409	44	17.660	1:28.599
44	6.939	1:40.555	30	12.046	1:28.780	30	13.882	1:28.392	30	15.788	1:28.310	30	17.734	1:28.122
30	11.007	1:44.623	15	15.141	1:28.798	15	16.562	1:27.977	15	18.052	1:27.894	15	19.617	1:27.741
15	14.084	1:47.700	10	20.353	1:28.285	10	21.053	1:27.256	10	21.422	1:26.773	10	21.970	1:26.724
10	19.809	1:53.425												

MSA Formula Ford Championship of Great Britain
RACE 13 - ROUND 18 - LAP CHART

Lap 6			Lap 7			Lap 8			Lap 9			Lap 10		
No	Behind	Laptime	No	Behind	Laptime	No	Behind	Laptime	No	Behind	Laptime	No	Behind	Laptime
2		1:26.216	2		1:26.124	2		1:25.628	2		1:25.753	2		1:26.112
4	0.395	1:26.496	4	0.250	1:25.979	4	0.877	1:26.255	4	1.592	1:26.468	4	1.738	1:26.258
99	0.748	1:25.652	99	0.336	1:25.712	99	1.076	1:26.368	99	1.965	1:26.642	99	2.074	1:26.221
6	2.700	1:26.217	6	2.510	1:25.934	6	2.872	1:25.990	6	3.103	1:25.984	6	2.911	1:25.920
88	3.126	1:26.575	88	2.908	1:25.906	88	3.346	1:26.066	88	3.582	1:25.989	88	3.308	1:25.838
12	4.902	1:27.645	12	4.697	1:25.919	12	4.944	1:25.875	12	5.157	1:25.966	12	5.135	1:26.090
11	5.349	1:27.735	11	5.180	1:25.955	11	5.500	1:25.948	11	5.704	1:25.957	11	5.501	1:25.909
17	5.734	1:28.401	17	5.656	1:26.046	3	7.085	1:26.911	3	7.091	1:25.759	3	7.691	1:26.712
3	5.887	1:27.169	3	5.802	1:26.039	17	9.374	1:29.346	17	11.116	1:27.495	19	12.774	1:27.322
16	6.407	1:28.625	16	6.056	1:25.773	19	10.543	1:26.893	19	11.564	1:26.774	17	13.049	1:28.045
19	8.391	1:27.059	19	9.278	1:27.011	5	13.628	1:26.826	5	14.651	1:26.776	5	14.966	1:26.427
28	10.176	1:27.780	5	12.430	1:28.145	77	16.760	1:28.084	77	18.580	1:27.573	16	19.794	1:26.488
5	10.409	1:27.334	77	14.304	1:28.162	14	17.443	1:28.213	16	19.418	1:27.134	77	20.150	1:27.682
77	12.266	1:28.400	14	14.858	1:28.372	16	18.037	1:37.609	14	20.281	1:28.591	14	22.004	1:27.835
21	12.405	1:31.399	21	16.146	1:29.865	21	19.644	1:29.126	21	23.159	1:29.268	30	23.767	1:26.553
14	12.610	1:27.982	30	21.248	1:27.395	30	22.460	1:26.840	30	23.326	1:26.619	21	26.940	1:29.893
44	19.917	1:28.473	44	22.423	1:28.630	44	24.663	1:27.868	44	27.460	1:28.550	44	29.828	1:28.480
30	19.977	1:28.459	10	23.395	1:26.972	15	27.796	1:28.402	15	30.364	1:28.321	15	33.445	1:29.193
15	22.469	1:29.068	28	24.468	1:40.416 P	28	57.490	1:58.650	28	58.895	1:27.158	28	1:00.201	1:27.418
10	22.547	1:26.793	15	25.022	1:28.677									

MSA Formula Ford Championship of Great Britain
RACE 13 - ROUND 18 - LAP CHART

Lap 11			Lap 12			Lap 13		
No	Behind	Laptime	No	Behind	Laptime	No	Behind	Laptime
2		1:25.742	2		1:25.731	2		1:25.724
4	1.996	1:26.000	4	2.657	1:26.392	4	3.081	1:26.148
99	2.901	1:26.569	99	4.103	1:26.933	99	4.441	1:26.062
6	3.006	1:25.837	88	4.441	1:26.799	88	4.943	1:26.226
88	3.373	1:25.807	6	4.746	1:27.471	6	5.177	1:26.155
12	5.331	1:25.938	12	5.415	1:25.815	12	5.568	1:25.877
11	5.966	1:26.207	11	6.497	1:26.262	11	7.305	1:26.532
3	11.402	1:29.453	17	15.265	1:26.784	17	16.554	1:27.013
17	14.212	1:26.905	19	16.145	1:27.508	19	16.996	1:26.575
19	14.368	1:27.336	5	16.397	1:26.254	5	17.589	1:26.916
5	15.874	1:26.650	16	21.782	1:26.995	16	22.981	1:26.923
16	20.518	1:26.466	77	23.844	1:27.650	30	25.918	1:27.212
77	21.925	1:27.517	30	24.430	1:25.864	77	26.145	1:28.025
14	23.837	1:27.575	14	26.034	1:27.928	14	27.928	1:27.618
30	24.297	1:26.272	3	31.286	1:45.615 P	44	38.655	1:28.833
21	31.073	1:29.875	44	35.546	1:29.190	21	41.667	1:30.845
44	32.087	1:28.001	21	36.546	1:31.204	15	43.389	1:28.706
15	36.944	1:29.241	15	40.407	1:29.194	28	1:05.254	1:27.614
28	1:01.625	1:27.166	28	1:03.364	1:27.470			

MSA Formula Ford Championship of Great Britain
RACE 13 - ROUND 18 - SECTOR ANALYSIS

2	James COLE C Jamun Racing													
1-	131.6	20.621	99.6	28.392	126.6	1:34.701	8-	103.4	28.219	125.4	1:25.628			
2-	37.034	133.2	21.606	103.7	28.240	127.1	9-	102.9	28.150	125.7	1:25.753			
3-	37.371	126.9	21.190	101.7	28.084	127.1	10-	37.361		125.4	1:26.112			
4-	36.998	135.3	21.003	101.5	28.447	126.1	11-	105.2	28.229	125.4	1:25.742			
5-	36.833	133.2	20.510	105.5	28.476	124.3	12-			125.7	1:25.731			
6-	37.580	133.7	20.381	105.4	28.255	124.3	13-			121.4	1:25.724			
7-	37.103	132.6	20.618	103.1	28.403	125.0								
3	Josh HILL C Jamun Racing													
1-	131.3	20.896	102.6	28.536	124.3	1:37.784	7-	37.043	135.8	20.637	104.4	28.359	127.1	1:26.039
2-	37.318	132.6	21.307	100.6	28.243	125.2	8-	37.212	131.8	21.532	106.2	28.167	124.0	1:26.911
3-	38.067	108.4	22.334	102.9	28.306	123.6	9-	37.118	132.1	20.587	105.4	28.054	124.7	1:25.759
4-	37.200	131.6	20.683	103.6	28.168	124.5	10-	36.935	133.2	20.721	95.2	29.056	101.2	1:26.712
5-	37.225	131.6	20.671	105.5	28.121	125.2	11-	39.593	114.3	21.259	103.2	28.601	110.2	1:29.453
6-	37.099	132.1	21.183	103.6	28.887	126.9	12-	39.499	109.1	25.121	88.1	ln		1:45.615 P
4	Patrick MCKENNA C Jamun Racing													
1-	129.8	20.868	105.0	28.311	124.7	1:33.616	8-	37.162	134.2	20.669	104.2	28.424	122.9	1:26.255
2-	38.055	126.4	21.399	105.0	28.287	124.7	9-	37.553	129.8	20.750	103.9	28.165	124.7	1:26.468
3-	37.405	131.3	20.883	103.1	28.268	124.7	10-	37.247	133.9	20.791	102.6	28.220	125.0	1:26.258
4-	37.164	131.6	21.011	103.1	28.229	124.5	11-	37.170	132.6	20.607	100.5	28.223	124.5	1:26.000
5-	37.151	132.1	20.745	103.1	28.395	127.3	12-	37.384	133.4	20.700	102.9	28.308	124.7	1:26.392
6-	37.414	131.8	20.840	102.5	28.242	126.1	13-	37.126	132.6	20.665	103.6	28.357	124.7	1:26.148
7-	36.817	135.3	20.722	101.4	28.440	125.9								
5	Fabio GAMBERINI S Fluid Motorsport													
1-	127.6	21.552	98.8	28.836	126.1	1:39.892	8-	37.419	129.3	20.826	101.8	28.581	120.7	1:26.826
2-	37.813	135.3	21.156	100.3	28.577	126.4	9-	37.427	131.3	20.869	102.1	28.480	123.1	1:26.776
3-	37.940	118.6	21.369	102.0	28.615	123.1	10-	37.231	131.1	20.748	100.5	28.448	122.9	1:26.427
4-	37.443	131.6	21.221	97.7	28.434	125.0	11-	37.366	131.8	20.791	100.0	28.493	123.6	1:26.650
5-	37.343	127.3	21.345	90.8	28.636	124.7	12-	37.240	133.2	20.652	100.6	28.362	125.4	1:26.254
6-	37.000	135.0	21.321	84.3	29.013	126.1	13-	37.370	133.7	20.857	106.5	28.689	125.0	1:26.916
7-	37.369	127.6	22.277	98.4	28.499	123.4								
6	Ben BARKER C Fluid Motorsport													
1-	129.1	21.244	102.5	28.531	124.7	1:36.228	8-	37.162	131.6	20.648	105.0	28.180	124.7	1:25.990
2-	37.003	131.8	21.176	101.7	28.314	126.6	9-	37.215	131.6	20.576	105.5	28.193	125.2	1:25.984
3-	37.336	115.3	21.776	103.1	28.267	124.0	10-	37.026	132.4	20.617	103.4	28.277	125.0	1:25.920
4-	37.068	135.6	20.882	99.4	28.456	126.4	11-	36.913	134.2	20.622	102.3	28.302	126.1	1:25.837
5-	37.228	133.2	20.770	104.0	28.688	125.0	12-	37.699	132.4	20.929	101.7	28.843	127.1	1:27.471
6-	37.279	130.8	20.686	105.0	28.252	124.5	13-	37.081	135.6	20.736	100.6	28.338	126.1	1:26.155
7-	37.061	131.1	20.597	105.8	28.276	124.0								
7	Garry FINDLAY C Fluid Motorsport													
1-	135.0	20.902	103.9	28.894	126.6	1:34.329								
10	Alex JONES C Kevin Mills Racing													
1-		25.497	99.7	28.815	122.7	1:53.425	5-	37.384	129.8	20.736	105.2	28.604	123.4	1:26.724
2-	37.945	130.1	21.044	106.5	29.296	124.5	6-	37.495	131.3	20.780	101.4	28.518	123.1	1:26.793
3-	37.670	129.6	21.044	101.7	28.542	122.9	7-	37.744	130.8	20.617	104.4	28.611	125.2	1:26.972
4-	37.469	130.8	20.772	102.0	28.532	123.1								
11	Daniel CAMMISH S Kevin Mills Racing													
1-	132.1	21.241	98.3	29.088	126.1	1:36.549	8-	36.945	135.3	20.518	103.1	28.485	125.2	1:25.948
2-	36.858	136.7	21.211	100.8	28.430	126.4	9-	36.888	135.3	20.575	103.6	28.494	125.4	1:25.957
3-	37.304	106.4	21.851	102.1	28.522	125.7	10-	36.974	135.0	20.551	102.0	28.384	125.9	1:25.909
4-	37.096	134.5	20.607	102.9	28.524	126.9	11-	36.970	135.6	20.668	101.1	28.569	125.0	1:26.207
5-	37.304	137.0	20.765	100.2	29.302	126.1	12-	37.084	134.5	20.545	102.3	28.633	125.0	1:26.262
6-	38.055	128.1	21.106	101.1	28.574	125.9	13-	37.141	133.4	20.691	102.0	28.700	124.0	1:26.532
7-	37.131	133.9	20.474	104.0	28.350	126.9								

Silverstone International
Circuit Length = 2.2490 miles
Start: 17:44 End: 18:04

Weather / Track : Bright / Dry

MSA Formula Ford Championship of Great Britain
RACE 13 - ROUND 18 - SECTOR ANALYSIS

12	Daniel ERICKSON				C Kevin Mills Racing										
1 -	133.4	20.643	101.8	28.445	125.0	1:35.044	8 -	37.171	131.6	20.389	102.5	28.315	126.4	1:25.875	
2 -	37.500	131.8	21.033	102.8	28.459	125.7	1:26.992	9 -	37.090	133.2	20.494	104.7	28.382	125.7	1:25.966
3 -	37.400	133.2	21.040	102.6	28.433	127.8	1:26.873	10 -	37.194	135.3	20.450	102.3	28.446	126.1	1:26.090
4 -	37.621	134.5	21.218	103.1	28.912	127.6	1:27.751	11 -	37.013	132.9	20.496	103.6	28.429	125.0	1:25.938
5 -	37.403	138.7	20.756	98.8	29.147		1:27.306	12 -	37.083	134.2	20.323	103.9	28.409	127.3	1:25.815
6 -	38.311	131.1	20.857	102.5	28.477	127.8	1:27.645	13 -	36.884	135.8	20.560	101.4	28.433	127.3	1:25.877
7 -	37.189	132.4	20.429	104.0	28.301	124.5	1:25.919								
14	Zaamin JAFFER				S Raysport/Circuit Design										
1 -	130.8	21.318	100.2	28.995	125.0	1:39.751	8 -	37.675	132.4	21.565	102.1	28.973	124.5	1:28.213	
2 -	37.598	133.7	21.277	103.7	28.728	124.5	1:27.603	9 -	37.742	131.8	21.180	104.5	29.669	123.4	1:28.591
3 -	38.362	113.9	21.670	101.5	28.993	124.3	1:29.025	10 -	38.058	131.1	21.194	104.9	28.583	123.4	1:27.835
4 -	37.806	132.1	21.074	102.6	28.675	124.3	1:27.555	11 -	37.676	131.3	21.209	103.9	28.690	123.1	1:27.575
5 -	37.763	131.6	20.796	103.4	28.844	123.8	1:27.403	12 -	38.020	133.2	21.055	103.9	28.853	124.7	1:27.928
6 -	37.582	133.2	21.282	97.1	29.118	125.0	1:27.982	13 -	37.775	131.1	20.982	105.4	28.861	123.4	1:27.618
7 -	38.141	132.4	21.290	100.9	28.941	123.8	1:28.372								
15	Tristan MINGAY				S Raysport										
1 -	123.6	21.738	101.7	29.295	121.4	1:47.700	8 -	37.982	129.6	21.315	100.0	29.105	122.5	1:28.402	
2 -	38.125	129.1	21.599	100.2	29.074	122.9	1:28.798	9 -	37.941	130.1	21.151	100.6	29.229	122.2	1:28.321
3 -	37.741	129.8	21.332	102.1	28.904	122.5	1:27.977	10 -	38.300	130.1	21.396	102.0	29.497	121.8	1:29.193
4 -	37.744	129.3	21.021	103.1	29.129	122.0	1:27.894	11 -	38.449	128.3	21.384	102.9	29.408	122.2	1:29.241
5 -	37.704	129.3	21.086	99.9	28.951	123.1	1:27.741	12 -	38.211	129.6	21.459	100.5	29.524	122.5	1:29.194
6 -	38.920	128.8	21.086	102.6	29.062	123.4	1:29.068	13 -	38.114	129.3	21.053	107.0	29.539	122.7	1:28.706
7 -	38.279	132.4	21.231	101.7	29.167	122.7	1:28.677								
16	Jordi CUNILL				C GV Racing										
1 -	131.6	20.643	104.2	28.392	126.9	1:37.236	8 -	36.978	136.7	32.237	105.5	28.394	124.7	1:37.609	
2 -	37.136	135.3	21.341	104.7	28.299	126.4	1:26.776	9 -	37.470	135.8	20.933	104.4	28.731	125.4	1:27.134
3 -	37.051	132.4	21.808	104.2	28.600	125.9	1:27.459	10 -	37.086	135.8	20.894	104.2	28.508	124.3	1:26.488
4 -	37.112	135.3	20.723	106.4	28.367	126.4	1:26.202	11 -	37.198	132.1	20.849	103.9	28.419	125.0	1:26.466
5 -	37.004	135.6	20.904	105.7	28.910	126.6	1:26.818	12 -	37.582	132.4	20.896	104.9	28.517	124.3	1:26.995
6 -	37.872	133.2	22.105	107.4	28.648	125.4	1:28.625	13 -	37.704	130.6	20.800	105.5	28.419	124.7	1:26.923
7 -	36.847	136.1	20.618	104.0	28.308	127.3	1:25.773								
17	Leroy STUART				C JTR										
1 -	132.6	21.236	102.8	28.916	125.9	1:36.910	8 -	37.286	133.2	23.584	103.2	28.476	124.0	1:29.346	
2 -	37.393	133.4	20.858	106.7	28.452	125.4	1:26.703	9 -	38.077	130.8	20.851	106.0	28.567	123.8	1:27.495
3 -	37.287	129.1	21.651	104.7	28.379	126.9	1:27.317	10 -	37.669	130.8	21.667	97.8	28.709	126.1	1:28.045
4 -	36.993	136.4	20.769	104.5	28.603	126.1	1:26.365	11 -	37.497	133.7	20.925	102.8	28.483	124.3	1:26.905
5 -	37.111	136.7	20.854	103.4	28.782	126.9	1:26.747	12 -	37.416	132.4	20.894	104.5	28.474	123.8	1:26.784
6 -	38.147	132.1	21.420	105.0	28.834	126.1	1:28.401	13 -	37.768	129.8	20.584	105.8	28.661	123.8	1:27.013
7 -	37.049	134.8	20.563	103.9	28.434	126.4	1:26.046								
19	Dan DE ZILLE				S Minister International/Norwichhealthshop										
1 -	127.8	21.367	99.6	28.690	123.4	1:38.582	8 -	37.438	130.3	21.086	105.0	28.369	123.6	1:26.893	
2 -	37.227	132.9	21.111	103.6	28.883	123.4	1:27.221	9 -	37.381	132.6	21.016	102.5	28.377	124.3	1:26.774
3 -	37.933	107.0	21.966	100.8	28.419	125.2	1:28.318	10 -	37.275	128.8	21.388	102.1	28.659	123.4	1:27.322
4 -	37.159	135.0	21.081	102.8	28.479	125.4	1:26.719	11 -	37.716	130.8	21.145	103.4	28.475	125.4	1:27.336
5 -	37.391	132.9	21.064	99.0	28.746	124.0	1:27.201	12 -	37.550	129.6	21.195	106.2	28.763	123.4	1:27.508
6 -	37.542	130.3	20.936	105.0	28.581	123.4	1:27.059	13 -	37.164	132.4	20.880	104.5	28.531	124.5	1:26.575
7 -	37.482	130.8	21.000	103.1	28.529	122.7	1:27.011								
21	Josef NEWGARDEN				C JTR/Robo-Pong										
1 -	131.3	21.180	96.3	28.486	124.0	1:34.135	8 -	38.487	129.8	21.660	100.6	28.979	120.5	1:29.126	
2 -	37.630	127.8	24.246	99.3	28.523	122.7	1:30.399	9 -	38.576	130.1	21.534	98.7	29.158	118.6	1:29.268
3 -	38.042	110.0	22.575	100.5	28.759	124.0	1:29.376	10 -	39.071	130.6	21.772	95.5	29.050	118.6	1:29.893
4 -	37.316	133.7	21.013	99.7	28.375	123.1	1:26.704	11 -	38.655	130.1	21.840	95.6	29.380	109.3	1:29.875
5 -	37.521	132.1	21.022	97.8	28.558	122.7	1:27.101	12 -	39.824	126.6	22.108	96.6	29.272	109.8	1:31.204
6 -	38.268	131.8	21.534	71.3	31.597	119.2	1:31.399	13 -	39.148	126.6	22.087	96.0	29.610	112.2	1:30.845
7 -	39.501	131.1	21.467	98.4	28.897	120.7	1:29.865								

Silverstone International
Circuit Length = 2.2490 miles
Start: 17:44 End: 18:04

Weather / Track : Bright / Dry

MSA Formula Ford Championship of Great Britain
RACE 13 - ROUND 18 - SECTOR ANALYSIS

28	Kieran VERNON				S Wrensport										
1-	129.1	21.707	102.5	28.696	125.0	1:39.274	8 -	Out	127.1	21.183	104.5	28.644	122.2	1:58.650	
2-	37.856	132.6	21.147	105.0	28.334	125.7	1:27.337	9 -	37.498	128.6	21.021	101.8	28.639	122.2	1:27.158
3-	38.010	127.1	21.906	105.5	28.518	125.7	1:28.434	10 -	37.667	128.6	21.044	102.3	28.707	122.0	1:27.418
4-	37.760	131.1	20.861	105.0	28.423	122.9	1:27.044	11 -	37.640	128.8	20.944	103.9	28.582	122.0	1:27.166
5-	37.572	131.1	20.852	106.0	28.592	123.4	1:27.016	12 -	37.704	128.3	21.000	103.9	28.766	122.0	1:27.470
6-	37.442	131.8	21.194	91.2	29.144	122.7	1:27.780	13 -	37.626	127.3	21.128	103.7	28.860	121.8	1:27.614
7-	37.497	131.6	25.038	94.9	In		1:40.416 P								
30	Josh BENSON				S GV Racing										
1-	120.9	21.377	104.2	28.607	122.9	1:44.623	8 -	37.290	131.1	20.936	101.4	28.614	123.6	1:26.840	
2-	37.529	130.6	22.742	101.5	28.509	124.3	1:28.780	9 -	37.370	131.6	20.860	101.4	28.389	123.6	1:26.619
3-	38.440	124.3	21.467	101.1	28.485	125.0	1:28.392	10 -	37.515	132.1	20.680	103.1	28.358	124.5	1:26.553
4-	38.413	129.8	21.052	102.9	28.845	122.9	1:28.310	11 -	37.340	125.2	20.714	103.2	28.218	126.1	1:26.272
5-	37.775	133.7	21.190	98.7	29.157	123.6	1:28.122	12 -	37.033	132.6	20.579	103.1	28.252	125.9	1:25.864
6-	38.543	131.3	21.153	98.3	28.763	124.3	1:28.459	13 -	37.417	134.5	21.136	104.9	28.659	124.5	1:27.212
7-	38.450	128.6	20.638	104.9	28.307	124.3	1:27.395								
44	Mark HARPER				S InterMotorsport										
1-	127.8	21.885	100.3	28.984	123.4	1:40.555	8 -	37.599	131.1	21.361	104.2	28.908	122.9	1:27.868	
2-	38.241	130.3	21.701	63.5	31.647	122.0	1:31.589	9 -	38.057	129.1	21.379	97.8	29.114	122.7	1:28.550
3-	38.565	128.8	21.589	98.4	28.847	122.5	1:29.001	10 -	37.860	130.1	21.362	101.4	29.258	120.1	1:28.480
4-	38.183	128.6	21.358	100.2	28.868	122.0	1:28.409	11 -	37.898	130.3	21.194	102.3	28.909	121.8	1:28.001
5-	38.098	128.1	21.293	104.0	29.208	121.8	1:28.599	12 -	38.880	131.3	21.210	103.2	29.100	122.2	1:29.190
6-	38.528	128.1	21.078	103.4	28.867	122.7	1:28.473	13 -	38.242	128.1	21.427	99.6	29.164	121.8	1:28.833
7-	38.561	127.3	21.324	102.5	28.745	122.5	1:28.630								
77	Antti BURI				C LMS Racing OY/Formula Spares										
1-	131.8	21.581	102.1	28.619	125.7	1:38.974	8 -	37.961	130.3	21.631	102.9	28.492	121.8	1:28.084	
2-	37.758	129.1	21.010	104.9	28.705	124.0	1:27.473	9 -	37.794	129.8	21.197	105.5	28.582	122.5	1:27.573
3-	37.977	117.3	21.715	105.0	28.778	124.3	1:28.470	10 -	37.757	131.6	21.398	103.1	28.527	124.7	1:27.682
4-	38.663	132.4	20.944	103.9	28.727	122.2	1:28.334	11 -	37.826	131.3	21.162	103.9	28.529	123.1	1:27.517
5-	37.784	131.1	20.938	101.5	28.602	123.1	1:27.324	12 -	37.894	131.8	21.152	104.0	28.604	122.9	1:27.650
6-	37.945	128.6	21.371	99.7	29.084	122.2	1:28.400	13 -	37.848	129.8	21.175	105.8	29.002	124.7	1:28.025
7-	38.177	130.3	21.331	105.7	28.654		1:28.162								
88	Rogier DE WIT				C Getem Racing										
1-	129.6	21.147	102.3	28.463	126.4	1:35.702	8 -	36.937	134.8	20.821	105.4	28.308	125.7	1:26.066	
2-	37.110	121.4	21.362	99.7	28.310	127.6	1:26.782	9 -	37.061	135.0	20.742	105.5	28.186	125.9	1:25.989
3-	37.445	117.3	21.390	101.4	28.388	125.4	1:27.223	10 -	37.034	134.8	20.635	103.7	28.169	126.4	1:25.838
4-	37.241	135.6	20.931	98.4	28.544	125.7	1:26.716	11 -	36.855	135.3	20.647	103.1	28.305	127.1	1:25.807
5-	37.251	133.2	20.940	103.1	28.646	124.5	1:26.837	12 -	37.439	134.5	21.002	100.3	28.358	126.4	1:26.799
6-	37.355	133.2	21.020	103.1	28.200	125.9	1:26.575	13 -	37.296	134.2	20.531	105.4	28.399	125.9	1:26.226
7-	36.949	134.2	20.797	105.2	28.160	126.1	1:25.906								
99	Chrissy PALMER				C Jamun Racing/Sterling Motorsport										
1-	130.6	20.907	103.9	28.314	126.6	1:35.370	8 -	37.157	135.3	20.809	102.1	28.402	125.7	1:26.368	
2-	37.250	131.6	21.288	104.2	28.298	126.6	1:26.836	9 -	37.304	132.1	21.128	103.6	28.210	125.9	1:26.642
3-	37.399	126.4	21.156	104.9	28.245	127.3	1:26.800	10 -	36.966	135.3	20.944	104.0	28.311	125.7	1:26.221
4-	37.631	136.1	20.935	105.7	28.386	124.5	1:26.952	11 -	37.458	133.2	20.638	106.9	28.473	124.0	1:26.569
5-	36.936	131.6	20.607	106.4	28.304	125.2	1:25.847	12 -	37.737	132.9	20.742	105.2	28.454	124.5	1:26.933
6-	36.918	132.9	20.457	104.5	28.277	126.1	1:25.652	13 -	37.146	132.4	20.688	105.8	28.228	124.7	1:26.062
7-	36.793	134.5	20.647	102.3	28.272	125.7	1:25.712								

MSA Formula Ford Championship of Great Britain

RACE 13 - ROUND 18 - BEST SECTOR TIMES

SECTOR 1			SECTOR 2			SECTOR 3			IDEAL / BEST COMPARISON						
POS	NO	NAME	TIME	NO	NAME	TIME	NO	NAME	TIME	POS	NO	NAME	IDEAL	BEST	DIFF
1	99	PALMER	36.793	12	ERICKSON	20.323	3	HILL	28.054	1	2	COLE	1:25.298	1:25.628	0.330
2	4	MCKENNA	36.817	2	COLE	20.381	2	COLE	28.084	2	99	PALMER	1:25.460	1:25.652	0.192
3	2	COLE	36.833	99	PALMER	20.457	88	DE WIT	28.160	3	12	ERICKSON	1:25.508	1:25.815	0.307
4	16	CUNILL	36.847	11	CAMMISH	20.474	4	MCKENNA	28.165	4	88	DE WIT	1:25.546	1:25.807	0.261
5	88	DE WIT	36.855	88	DE WIT	20.531	6	BARKER	28.180	5	3	HILL	1:25.576	1:25.759	0.183
6	11	CAMMISH	36.858	17	STUART	20.563	99	PALMER	28.210	6	4	MCKENNA	1:25.589	1:25.979	0.390
7	12	ERICKSON	36.884	6	BARKER	20.576	30	BENSON	28.218	7	6	BARKER	1:25.669	1:25.837	0.168
8	6	BARKER	36.913	30	BENSON	20.579	16	CUNILL	28.299	8	11	CAMMISH	1:25.682	1:25.909	0.227
9	3	HILL	36.935	3	HILL	20.587	12	ERICKSON	28.301	9	16	CUNILL	1:25.764	1:25.773	0.009
10	17	STUART	36.993	4	MCKENNA	20.607	28	VERNON	28.334	10	30	BENSON	1:25.830	1:25.864	0.034
11	5	GAMBERINI	37.000	10	JONES	20.617	11	CAMMISH	28.350	11	17	STUART	1:25.935	1:26.046	0.111
12	30	BENSON	37.033	16	CUNILL	20.618	5	GAMBERINI	28.362	12	5	GAMBERINI	1:26.014	1:26.254	0.240
13	10	JONES	37.140	5	GAMBERINI	20.652	19	DE ZILLE	28.369	13	10	JONES	1:26.275	1:26.724	0.449
14	19	DE ZILLE	37.159	14	JAFFER	20.796	21	NEWGARDEN	28.375	14	19	DE ZILLE	1:26.408	1:26.575	0.167
15	21	NEWGARDEN	37.316	28	VERNON	20.852	17	STUART	28.379	15	28	VERNON	1:26.628	1:27.016	0.388
16	7	FINDLAY	37.381	19	DE ZILLE	20.880	77	BURI	28.492	16	21	NEWGARDEN	1:26.704	1:26.704	0.000
17	28	VERNON	37.442	7	FINDLAY	20.902	10	JONES	28.518	17	14	JAFFER	1:26.961	1:27.403	0.442
18	14	JAFFER	37.582	77	BURI	20.938	14	JAFFER	28.583	18	7	FINDLAY	1:27.177		
19	44	HARPER	37.599	21	NEWGARDEN	21.013	44	HARPER	28.745	19	77	BURI	1:27.187	1:27.324	0.137
20	15	MINGAY	37.704	15	MINGAY	21.021	7	FINDLAY	28.894	20	44	HARPER	1:27.422	1:27.868	0.446
21	77	BURI	37.757	44	HARPER	21.078	15	MINGAY	28.904	21	15	MINGAY	1:27.629	1:27.741	0.112
											Perfect Lap		1:25.170		

MSA Formula Ford Championship of Great Britain
RACE 13 - ROUND 18 - SPEED TRAPS

SECTOR 1				SECTOR 2			FINISH LINE			
POS	NO	NAME	MPH	NO	NAME	MPH	NO	NAME	MPH	
1	12	Daniel ERICKSON	138.7	16	Jordi CUNILL	107.4	12	Daniel ERICKSON	127.8	
2	11	Daniel CAMMISH	137.0	15	Tristan MINGAY	107.0	88	Rogier DE WIT	127.6	
3	16	Jordi CUNILL	136.7	99	Chrissy PALMER	106.9	4	Patrick MCKENNA	127.3	
4	17	Leroy STUART	136.7	17	Leroy STUART	106.7	16	Jordi CUNILL	127.3	
5	99	Chrissy PALMER	136.1	5	Fabio GAMBERINI	106.5	99	Chrissy PALMER	127.3	
6	3	Josh HILL	135.8	10	Alex JONES	106.5	2	James COLE	127.1	
7	6	Ben BARKER	135.6	3	Josh HILL	106.2	3	Josh HILL	127.1	
8	88	Rogier DE WIT	135.6	19	Dan DE ZILLE	106.2	6	Ben BARKER	127.1	
9	2	James COLE	135.3	28	Kieran VERNON	106.0	11	Daniel CAMMISH	126.9	
10	4	Patrick MCKENNA	135.3	6	Ben BARKER	105.8	17	Leroy STUART	126.9	
11	5	Fabio GAMBERINI	135.3	77	Antti BURI	105.8	7	Garry FINDLAY	126.6	
12	7	Garry FINDLAY	135.0	2	James COLE	105.5	5	Fabio GAMBERINI	126.4	
13	19	Dan DE ZILLE	135.0	88	Rogier DE WIT	105.5	30	Josh BENSON	126.1	
14	30	Josh BENSON	134.5	14	Zaamin JAFFER	105.4	28	Kieran VERNON	125.7	
15	14	Zaamin JAFFER	133.7	4	Patrick MCKENNA	105.0	77	Antti BURI	125.7	
16	21	Josef NEWGARDEN	133.7	30	Josh BENSON	104.9	19	Dan DE ZILLE	125.4	
17	10	Alex JONES	133.4	12	Daniel ERICKSON	104.7	10	Alex JONES	125.2	
18	28	Kieran VERNON	132.6	44	Mark HARPER	104.2	14	Zaamin JAFFER	125.0	
19	15	Tristan MINGAY	132.4	11	Daniel CAMMISH	104.0	21	Josef NEWGARDEN	124.0	
20	77	Antti BURI	132.4	7	Garry FINDLAY	103.9	15	Tristan MINGAY	123.4	
21	44	Mark HARPER	131.3	21	Josef NEWGARDEN	100.6	44	Mark HARPER	123.4	

MSA Formula Ford Championship of Great Britain

RACE 13 - ROUND 18 - POSITION CHART

No	Name	Pos	Laps													
			1	2	3	4	5	6	7	8	9	10	11	12	13	
4	Patrick MCKENNA	1	4	4	4	4	2	2	2	2	2	2	2	2	2	2
21	Josef NEWGARDEN	2	21	2	2	2	4	4	4	4	4	4	4	4	4	4
7	Garry FINDLAY	3	7	12	12	99	99	99	99	99	99	99	99	99	99	99
2	James COLE	4	2	99	99	88	6	6	6	6	6	6	6	6	88	88
12	Daniel ERICKSON	5	12	88	88	6	88	88	88	88	88	88	88	88	6	6
99	Chrissy PALMER	6	99	6	6	12	12	12	12	12	12	12	12	12	12	12
88	Rogier DE WIT	7	88	11	11	11	17	11	11	11	11	11	11	11	11	11
6	Ben BARKER	8	6	17	17	17	11	17	17	3	3	3	3	3	17	17
11	Daniel CAMMISH	9	11	16	16	16	16	3	3	17	17	19	17	19	19	19
17	Leroy STUART	10	17	21	3	3	3	16	16	19	19	17	19	5	5	5
16	Jordi CUNILL	11	16	3	21	21	21	19	19	5	5	5	5	5	16	16
3	Josh HILL	12	3	19	19	19	19	28	5	77	77	16	16	77	30	30
19	Dan DE ZILLE	13	19	77	77	28	28	5	77	14	16	77	77	30	77	77
77	Antti BURI	14	77	28	28	5	5	77	14	16	14	14	14	14	14	14
28	Kieran VERNON	15	28	14	5	77	77	21	21	21	21	30	30	3	44	44
14	Zaamin JAFFER	16	14	5	14	14	14	14	30	30	30	21	21	44	21	21
5	Fabio GAMBERINI	17	5	44	44	44	44	44	44	44	44	44	44	44	21	15
44	Mark HARPER	18	44	30	30	30	30	30	10	15	15	15	15	15	15	28
30	Josh BENSON	19	30	15	15	15	15	15	28	28	28	28	28	28	28	28
15	Tristan MINGAY	20	15	10	10	10	10	10	15							
10	Alex JONES	21	10													